


Summary Institution-Level Pass Rate Data: *Traditional Teacher Preparation Program Within IHE*

		HEOA - Title II 2018 - 2019 Academic Year			
Institution Name		UNIVERSITY OF MEMPHIS			
Institution Code		1459			
State		Tennessee			
Group		Number Taking Assessment ¹	Number Passing Assessment ²	Institutional Pass Rate	Number Taking Assessment ¹
All program completers, 2018-19		75	73	97%	2040
All program completers, 2017-18		97	94	97%	2133
All program completers, 2016-17		66	58	88%	2262

Note: In cases where there are less than ten students taking the assessment or license/certificate, the number passing and pass rate are not reported.

¹ Number of completers taking one or more assessments within their area of specialization.

² Summary level “Number Taking Assessment” may differ from assessment level “Number Taking Assessment” because each student is counted once at the summary level multiple assessments at the assessment level.


Summary Institution-Level Pass Rate Data: *Traditional Teacher Preparation Program Within IHE*

February 3, 2020

Statewide	
<i>Number Passing Assessment</i> ²	<i>Statewide Pass Rate</i>
1996	98%
2097	98%
2218	98%


but may be counted in

Single Assessment Institution-Level Pass Rate Data: Traditional Teacher Preparation Program Within IHE


	HEOA - Title II 2018 - 2019 Academic Year
	Institution Name UNIVERSITY OF MEMPHIS
	Institution Code 1459
	State Tennessee

Assessment Information ¹	Group	Number Taking Assessment	Number Passing Assessment	Institutional Pass Rate	Institutional Average Scaled Score	Assessment Cut Score ²	Statewide		
							Number Taking Assessment	Number Passing Assessment	Statewide Pass Rate
AGRICULTURE (5701) Test Company: ETS Score Range: 100-200	All enrolled students who have completed all nonclinical courses, 2018-19						1		
	Other enrolled students, 2018-19						6		
	All program completers, 2018-19						18	18	100%
	All program completers, 2017-18						14	14	100%
	All program completers, 2016-17						12	12	100%
ART CONTENT AND ANALYSIS (5135) Test Company: ETS Score Range: 100-200	All enrolled students who have completed all nonclinical courses, 2018-19						7		
	Other enrolled students, 2018-19						24	16	67%
	All program completers, 2018-19						36	36	100%
	All program completers, 2017-18						33	32	97%
	All program completers, 2016-17	3				157	39	38	97%
BIOLOGY CONTENT KNOWLEDGE (0235) Test Company: ETS Score Range: 100-200	All enrolled students who have completed all nonclinical courses, 2018-19						10	10	100%
	Other enrolled students, 2018-19						31	29	94%
	All program completers, 2018-19						52	51	98%
	All program completers, 2017-18						54	54	100%
	All program completers, 2016-17						62	62	100%
BUSINESS ED CONTENT KNOWLEDGE (5101) Test Company: ETS Score Range: 100-200	All enrolled students who have completed all nonclinical courses, 2018-19						6		
	Other enrolled students, 2018-19						6		
	All program completers, 2018-19						15	15	100%
	All program completers, 2017-18						16	16	100%
	All program completers, 2016-17						19	19	100%


Single Assessment Institution-Level Pass Rate Data: Traditional Teacher Preparation Program Within IHE

		HEOA - Title II 2018 - 2019 Academic Year					Statewide			
Institution Name		UNIVERSITY OF MEMPHIS								
Institution Code		1459								
State		Tennessee								
Assessment Information ¹	Group	Number Taking Assessment	Number Passing Assessment	Institutional Pass Rate	Institutional Average Scaled Score	Assessment Cut Score ²	Number Taking Assessment	Number Passing Assessment	Statewide Pass Rate	
CHEMISTRY CONTENT KNOWLEDGE (0245) <i>Test Company: ETS</i> <i>Score Range: 100-200</i>	All enrolled students who have completed all nonclinical courses, 2018-19						1			
	Other enrolled students, 2018-19						7			
	All program completers, 2018-19						17	17	100%	
	All program completers, 2017-18						12	10	83%	
	All program completers, 2016-17						18	18	100%	
CHINESE (MANDARIN) WORLD LANGUAGE (5665) <i>Test Company: ETS</i> <i>Score Range: 100-200</i>	All enrolled students who have completed all nonclinical courses, 2018-19									
	Other enrolled students, 2018-19						1			
	All program completers, 2018-19									
	All program completers, 2017-18									
	All program completers, 2016-17						2			
EARTH AND SPACE SCIENCES - CK (5571) <i>Test Company: ETS</i> <i>Score Range: 100-200</i>	All enrolled students who have completed all nonclinical courses, 2018-19									
	Other enrolled students, 2018-19						1			
	All program completers, 2018-19						3			
	All program completers, 2017-18						2			
	All program completers, 2016-17						4			
ECONOMICS (5911) <i>Test Company: ETS</i> <i>Score Range: 100-200</i>	All enrolled students who have completed all nonclinical courses, 2018-19									
	Other enrolled students, 2018-19						1			
	All program completers, 2018-19						1			
	All program completers, 2017-18						1			
	All program completers, 2016-17						1			


Single Assessment Institution-Level Pass Rate Data: Traditional Teacher Preparation Program Within IHE

		<p align="center">HEOA - Title II 2018 - 2019 Academic Year</p>					<p align="center">Statewide</p>			
Institution Name Institution Code State		<p align="center">UNIVERSITY OF MEMPHIS 1459 Tennessee</p>								
Assessment Information ¹										
Group		Number Taking Assessment	Number Passing Assessment	Institutional Pass Rate	Institutional Average Scaled Score	Assessment Cut Score ²	Number Taking Assessment	Number Passing Assessment	Statewide Pass Rate	
ED OF DEAF AND HARD OF HEARING (5272) Test Company: ETS Score Range: 100-200	All enrolled students who have completed all nonclinical courses, 2018-19									
	Other enrolled students, 2018-19						11	9	82%	
	All program completers, 2018-19						8			
	All program completers, 2017-18						1			
	All program completers, 2016-17						6			
EDUCATION OF YOUNG CHILDREN (DISCONTINUED) (5021) Test Company: ETS Score Range: 100-200	All enrolled students who have completed all nonclinical courses, 2018-19									
	Other enrolled students, 2018-19									
	All program completers, 2018-19									
	All program completers, 2017-18						1			
	All program completers, 2016-17	1				155	4			
EDUCATION OF YOUNG CHILDREN (5024) Test Company: ETS Score Range: 100-200	All enrolled students who have completed all nonclinical courses, 2018-19	10	8	80%	169	160	54	51	94%	
	Other enrolled students, 2018-19						105	89	85%	
	All program completers, 2018-19	9				160	168	163	97%	
	All program completers, 2017-18	19	19	100%	171	160	233	232	100%	
	All program completers, 2016-17	3				160	237	230	97%	
ELEM ED CONTENT KNOWLEDGE (DISCONTINUED) (5014) Test Company: ETS Score Range: 100-200	All enrolled students who have completed all nonclinical courses, 2018-19									
	Other enrolled students, 2018-19									
	All program completers, 2018-19									
	All program completers, 2017-18	2				140	3			
	All program completers, 2016-17	23	23	100%	158	140	41	41	100%	


Single Assessment Institution-Level Pass Rate Data: Traditional Teacher Preparation Program Within IHE

		HEOA - Title II 2018 - 2019 Academic Year					Statewide			
Institution Name		UNIVERSITY OF MEMPHIS								
Institution Code		1459								
State		Tennessee								
Assessment Information ¹		Group	Number Taking Assessment	Number Passing Assessment	Institutional Pass Rate	Institutional Average Scaled Score	Assessment Cut Score ²	Number Taking Assessment	Number Passing Assessment	Statewide Pass Rate
ELEM ED CONTENT KNOWLEDGE (5018) Test Company: ETS Score Range: 100-200	All enrolled students who have completed all nonclinical courses, 2018-19		114	89	78%	169	163	316	273	86%
	Other enrolled students, 2018-19		10	6	60%	164	163	681	567	83%
	All program completers, 2018-19		66	65	98%	173	163	1084	1074	99%
	All program completers, 2017-18		83	80	96%	171	163	1137	1122	99%
	All program completers, 2016-17		10	7	70%	159	163	1121	1103	98%
ELEM ED CURR INSTRUC ASSESSMENT (DISC) (0011) Test Company: ETS Score Range: 100-200	All enrolled students who have completed all nonclinical courses, 2018-19									
	Other enrolled students, 2018-19									
	All program completers, 2018-19									
	All program completers, 2017-18									
	All program completers, 2016-17		3				159	5		
ELEM ED CURR INSTRUC ASSESSMENT (5017) Test Company: ETS Score Range: 100-200	All enrolled students who have completed all nonclinical courses, 2018-19		46	46	100%	168	153	158	158	100%
	Other enrolled students, 2018-19		1				153	131	117	89%
	All program completers, 2018-19		58	58	100%	172	153	901	901	100%
	All program completers, 2017-18		61	61	100%	171	153	896	894	100%
	All program completers, 2016-17		12	12	100%	166	153	904	901	100%
ELEM ED MULTI SUBJ MATHEMATICS (5003) Test Company: ETS Score Range: 100-200	All enrolled students who have completed all nonclinical courses, 2018-19		4				157	38	33	87%
	Other enrolled students, 2018-19							45	42	93%
	All program completers, 2018-19							9		
	All program completers, 2017-18									
	All program completers, 2016-17									


Single Assessment Institution-Level Pass Rate Data: Traditional Teacher Preparation Program Within IHE

		HEOA - Title II 2018 - 2019 Academic Year					Statewide			
Institution Name		UNIVERSITY OF MEMPHIS								
Institution Code		1459								
State		Tennessee								
Assessment Information ¹	Group	Number Taking Assessment	Number Passing Assessment	Institutional Pass Rate	Institutional Average Scaled Score	Assessment Cut Score ²	Number Taking Assessment	Number Passing Assessment	Statewide Pass Rate	
ELEM ED MULTI SUBJ READING LANG ARTS (5002) <i>Test Company: ETS</i> <i>Score Range: 100-200</i>	All enrolled students who have completed all nonclinical courses, 2018-19	5				157	40	39	98%	
	Other enrolled students, 2018-19						46	42	91%	
	All program completers, 2018-19						9			
	All program completers, 2017-18									
	All program completers, 2016-17									
ELEM ED MULTI SUBJ SCIENCES (5005) <i>Test Company: ETS</i> <i>Score Range: 100-200</i>	All enrolled students who have completed all nonclinical courses, 2018-19	4				159	38	36	95%	
	Other enrolled students, 2018-19						40	32	80%	
	All program completers, 2018-19						8			
	All program completers, 2017-18									
	All program completers, 2016-17									
ELEM ED MULTI SUBJ SOCIAL STUDIES (5004) <i>Test Company: ETS</i> <i>Score Range: 100-200</i>	All enrolled students who have completed all nonclinical courses, 2018-19	4				155	38	36	95%	
	Other enrolled students, 2018-19						39	30	77%	
	All program completers, 2018-19						9			
	All program completers, 2017-18									
	All program completers, 2016-17									
ENG LANG LIT COMP CONTENT KNOWLEDGE (DISC) (0041) <i>Test Company: ETS</i> <i>Score Range: 100-200</i>	All enrolled students who have completed all nonclinical courses, 2018-19									
	Other enrolled students, 2018-19									
	All program completers, 2018-19									
	All program completers, 2017-18									
	All program completers, 2016-17	2				157	2			


Single Assessment Institution-Level Pass Rate Data: Traditional Teacher Preparation Program Within IHE

		<p align="center">HEOA - Title II 2018 - 2019 Academic Year</p>					<p align="center">Statewide</p>				
Institution Name Institution Code State		<p align="center">UNIVERSITY OF MEMPHIS 1459 Tennessee</p>					Number Taking Assessment		Number Passing Assessment		Statewide Pass Rate
Assessment Information ¹		Group		Number Taking Assessment	Number Passing Assessment	Institutional Pass Rate	Institutional Average Scaled Score	Assessment Cut Score ²	Number Taking Assessment	Number Passing Assessment	Statewide Pass Rate
ENGLISH LANGUAGE ARTS: CK (5038) <i>Test Company: ETS</i> <i>Score Range: 100-200</i>	All enrolled students who have completed all nonclinical courses, 2018-19								37	36	97%
	Other enrolled students, 2018-19								77	75	97%
	All program completers, 2018-19								137	137	100%
	All program completers, 2017-18								124	124	100%
	All program completers, 2016-17			2				167	150	150	100%
ENGLISH TO SPEAKERS OF OTHER LANGUAGES (DISC) (5361) <i>Test Company: ETS</i> <i>Score Range: 100-200</i>	All enrolled students who have completed all nonclinical courses, 2018-19										
	Other enrolled students, 2018-19										
	All program completers, 2018-19								1		
	All program completers, 2017-18								24	24	100%
ENGLISH TO SPEAKERS OF OTHER LANGUAGES (5362) <i>Test Company: ETS</i> <i>Score Range: 100-200</i>	All enrolled students who have completed all nonclinical courses, 2018-19								9		
	Other enrolled students, 2018-19								26	25	96%
	All program completers, 2018-19								83	83	100%
	All program completers, 2017-18								70	70	100%
	All program completers, 2016-17								12	12	100%
FAMILY AND CONSUMER SCIENCES (5122) <i>Test Company: ETS</i> <i>Score Range: 100-200</i>	All enrolled students who have completed all nonclinical courses, 2018-19										
	Other enrolled students, 2018-19								2		
	All program completers, 2018-19								1		
	All program completers, 2017-18								9		
All program completers, 2016-17								7			


Single Assessment Institution-Level Pass Rate Data: Traditional Teacher Preparation Program Within IHE

		HEOA - Title II 2018 - 2019 Academic Year					Statewide			
Institution Name		UNIVERSITY OF MEMPHIS								
Institution Code		1459								
State		Tennessee								
Assessment Information ¹		Group	Number Taking Assessment	Number Passing Assessment	Institutional Pass Rate	Institutional Average Scaled Score	Assessment Cut Score ²	Number Taking Assessment	Number Passing Assessment	Statewide Pass Rate
FRENCH WORLD LANGUAGE (5174) Test Company: ETS Score Range: 100-200	All enrolled students who have completed all nonclinical courses, 2018-19									
	Other enrolled students, 2018-19									
	All program completers, 2018-19							2		
	All program completers, 2017-18							2		
	All program completers, 2016-17							5		
GEOGRAPHY (5921) Test Company: ETS Score Range: 100-200	All enrolled students who have completed all nonclinical courses, 2018-19							1		
	Other enrolled students, 2018-19							1		
	All program completers, 2018-19							2		
	All program completers, 2017-18							6		
	All program completers, 2016-17							5		
GERMAN WORLD LANGUAGE (5183) Test Company: ETS Score Range: 100-200	All enrolled students who have completed all nonclinical courses, 2018-19									
	Other enrolled students, 2018-19							1		
	All program completers, 2018-19									
	All program completers, 2017-18									
	All program completers, 2016-17									
GIFTED EDUCATION (5358) Test Company: ETS Score Range: 100-200	All enrolled students who have completed all nonclinical courses, 2018-19									
	Other enrolled students, 2018-19									
	All program completers, 2018-19									
	All program completers, 2017-18							1		
	All program completers, 2016-17									


Single Assessment Institution-Level Pass Rate Data: Traditional Teacher Preparation Program Within IHE

		HEOA - Title II 2018 - 2019 Academic Year					Statewide			
Institution Name		UNIVERSITY OF MEMPHIS								
Institution Code		1459								
State		Tennessee								
Assessment Information ¹	Group	Number Taking Assessment	Number Passing Assessment	Institutional Pass Rate	Institutional Average Scaled Score	Assessment Cut Score ²	Number Taking Assessment	Number Passing Assessment	Statewide Pass Rate	
GOVERNMENT POLITICAL SCIENCE (5931) <i>Test Company: ETS</i> <i>Score Range: 100-200</i>	All enrolled students who have completed all nonclinical courses, 2018-19						1			
	Other enrolled students, 2018-19						4			
	All program completers, 2018-19						14	14	100%	
	All program completers, 2017-18						12	12	100%	
	All program completers, 2016-17		1			149	15	15	100%	
HEALTH EDUCATION (5551) <i>Test Company: ETS</i> <i>Score Range: 100-200</i>	All enrolled students who have completed all nonclinical courses, 2018-19						8			
	Other enrolled students, 2018-19						6			
	All program completers, 2018-19						22	22	100%	
	All program completers, 2017-18						36	36	100%	
	All program completers, 2016-17						40	40	100%	
LATIN (5601) <i>Test Company: ETS</i> <i>Score Range: 100-200</i>	All enrolled students who have completed all nonclinical courses, 2018-19									
	Other enrolled students, 2018-19									
	All program completers, 2018-19						2			
	All program completers, 2017-18						1			
	All program completers, 2016-17						3			
LIBRARY MEDIA SPECIALIST (5311) <i>Test Company: ETS</i> <i>Score Range: 100-200</i>	All enrolled students who have completed all nonclinical courses, 2018-19									
	Other enrolled students, 2018-19						1			
	All program completers, 2018-19						3			
	All program completers, 2017-18						6			
	All program completers, 2016-17									


Single Assessment Institution-Level Pass Rate Data: Traditional Teacher Preparation Program Within IHE

		<p align="center">HEOA - Title II 2018 - 2019 Academic Year</p>					<p align="center">Statewide</p>			
Institution Name Institution Code State		<p align="center">UNIVERSITY OF MEMPHIS 1459 Tennessee</p>								
<p align="center"><i>Assessment Information</i>¹</p>		<p align="center"><i>Group</i></p>					<p align="center"><i>Statewide</i></p>			
		<p align="center"><i>Number Taking Assessment</i></p>	<p align="center"><i>Number Passing Assessment</i></p>	<p align="center"><i>Institutional Pass Rate</i></p>	<p align="center"><i>Institutional Average Scaled Score</i></p>	<p align="center"><i>Assessment Cut Score</i>²</p>	<p align="center"><i>Number Taking Assessment</i></p>	<p align="center"><i>Number Passing Assessment</i></p>	<p align="center"><i>Statewide Pass Rate</i></p>	
<p>MATHEMATICS CONTENT KNOWLEDGE (5161)</p> <p><i>Test Company: ETS Score Range: 100-200</i></p>	<p>All enrolled students who have completed all nonclinical courses, 2018-19</p>						10	6	60%	
	<p>Other enrolled students, 2018-19</p>						45	27	60%	
	<p>All program completers, 2018-19</p>						51	50	98%	
	<p>All program completers, 2017-18</p>						63	62	98%	
	<p>All program completers, 2016-17</p>						72	69	96%	
<p>MIDDLE SCHOOL CONTENT KNOWLEDGE (5146)</p> <p><i>Test Company: ETS Score Range: 100-200</i></p>	<p>All enrolled students who have completed all nonclinical courses, 2018-19</p>									
	<p>Other enrolled students, 2018-19</p>						4			
	<p>All program completers, 2018-19</p>						2			
	<p>All program completers, 2017-18</p>						53	50	94%	
	<p>All program completers, 2016-17</p>						125	125	100%	
<p>MIDDLE SCHOOL ENG LANG ARTS (5047)</p> <p><i>Test Company: ETS Score Range: 100-200</i></p>	<p>All enrolled students who have completed all nonclinical courses, 2018-19</p>						1			
	<p>Other enrolled students, 2018-19</p>						6			
	<p>All program completers, 2018-19</p>						5			
	<p>All program completers, 2017-18</p>						4			
	<p>All program completers, 2016-17</p>						1			
<p>MIDDLE SCHOOL MATHEMATICS (5169)</p> <p><i>Test Company: ETS Score Range: 100-200</i></p>	<p>All enrolled students who have completed all nonclinical courses, 2018-19</p>						12	11	92%	
	<p>Other enrolled students, 2018-19</p>						26	21	81%	
	<p>All program completers, 2018-19</p>						32	32	100%	
	<p>All program completers, 2017-18</p>						12	12	100%	
	<p>All program completers, 2016-17</p>						4			


Single Assessment Institution-Level Pass Rate Data: Traditional Teacher Preparation Program Within IHE

		HEOA - Title II 2018 - 2019 Academic Year					Statewide			
Institution Name		UNIVERSITY OF MEMPHIS								
Institution Code		1459								
State		Tennessee								
Assessment Information ¹	Group	Number Taking Assessment	Number Passing Assessment	Institutional Pass Rate	Institutional Average Scaled Score	Assessment Cut Score ²	Number Taking Assessment	Number Passing Assessment	Statewide Pass Rate	
MIDDLE SCHOOL SCIENCE (5440) <i>Test Company: ETS</i> <i>Score Range: 100-200</i>	All enrolled students who have completed all nonclinical courses, 2018-19						1			
	Other enrolled students, 2018-19						9			
	All program completers, 2018-19						9			
	All program completers, 2017-18						8			
	All program completers, 2016-17						1			
MIDDLE SCHOOL SOCIAL STUDIES (5089) <i>Test Company: ETS</i> <i>Score Range: 100-200</i>	All enrolled students who have completed all nonclinical courses, 2018-19						1			
	Other enrolled students, 2018-19						7			
	All program completers, 2018-19						7			
	All program completers, 2017-18						4			
	All program completers, 2016-17									
MUSIC CONTENT & INSTRUCTION (5114) <i>Test Company: ETS</i> <i>Score Range: 100-200</i>	All enrolled students who have completed all nonclinical courses, 2018-19						17	17	100%	
	Other enrolled students, 2018-19						48	34	71%	
	All program completers, 2018-19	2				162	117	115	98%	
	All program completers, 2017-18	7				162	99	99	100%	
	All program completers, 2016-17	7				162	142	134	94%	
PHYSICAL ED CONTENT AND DESIGN (5095) <i>Test Company: ETS</i> <i>Score Range: 100-200</i>	All enrolled students who have completed all nonclinical courses, 2018-19						28	23	82%	
	Other enrolled students, 2018-19						39	23	59%	
	All program completers, 2018-19						83	79	95%	
	All program completers, 2017-18						80	76	95%	
	All program completers, 2016-17	1				164	102	100	98%	


Single Assessment Institution-Level Pass Rate Data: Traditional Teacher Preparation Program Within IHE

		<p align="center">HEOA - Title II 2018 - 2019 Academic Year</p>					<p align="center">Statewide</p>			
Institution Name Institution Code State		<p align="center">UNIVERSITY OF MEMPHIS 1459 Tennessee</p>								
Assessment Information ¹		Group					Statewide			
		Number Taking Assessment	Number Passing Assessment	Institutional Pass Rate	Institutional Average Scaled Score	Assessment Cut Score ²	Number Taking Assessment	Number Passing Assessment	Statewide Pass Rate	
PHYSICS CONTENT KNOWLEDGE (5265) Test Company: ETS Score Range: 100-200	All enrolled students who have completed all nonclinical courses, 2018-19									
	Other enrolled students, 2018-19									
	All program completers, 2018-19						7			
	All program completers, 2017-18						3			
	All program completers, 2016-17						7			
PRINC LEARNING AND TEACHING 5-9 (5623) Test Company: ETS Score Range: 100-200	All enrolled students who have completed all nonclinical courses, 2018-19						2			
	Other enrolled students, 2018-19						8			
	All program completers, 2018-19	1				160	31	30	97%	
	All program completers, 2017-18	1				160	63	62	98%	
	All program completers, 2016-17	3				158	110	108	98%	
PRINC LEARNING AND TEACHING 7-12 (5624) Test Company: ETS Score Range: 100-200	All enrolled students who have completed all nonclinical courses, 2018-19						34	34	100%	
	Other enrolled students, 2018-19						65	62	95%	
	All program completers, 2018-19	2				157	215	214	100%	
	All program completers, 2017-18	4				157	412	410	100%	
	All program completers, 2016-17	20	20	100%	178	155	620	618	100%	
PRINC LEARNING AND TEACHING EARLY CHILD (5621) Test Company: ETS Score Range: 100-200	All enrolled students who have completed all nonclinical courses, 2018-19	9				157	9			
	Other enrolled students, 2018-19						19	14	74%	
	All program completers, 2018-19	1				157	52	51	98%	
	All program completers, 2017-18	19	19	100%	171	157	181	181	100%	
	All program completers, 2016-17	3				155	204	201	99%	


Single Assessment Institution-Level Pass Rate Data: Traditional Teacher Preparation Program Within IHE

		<p align="center">HEOA - Title II 2018 - 2019 Academic Year</p>					<p align="center">Statewide</p>			
Institution Name Institution Code State		<p align="center">UNIVERSITY OF MEMPHIS 1459 Tennessee</p>								
Assessment Information ¹							Statewide			
Group		Number Taking Assessment	Number Passing Assessment	Institutional Pass Rate	Institutional Average Scaled Score	Assessment Cut Score ²	Number Taking Assessment	Number Passing Assessment	Statewide Pass Rate	
PRINC LEARNING AND TEACHING K-6 (5622) Test Company: ETS Score Range: 100-200	All enrolled students who have completed all nonclinical courses, 2018-19	35	35	100%	175	160	81	78	96%	
	Other enrolled students, 2018-19						109	91	83%	
	All program completers, 2018-19	17	17	100%	178	160	360	357	99%	
	All program completers, 2017-18	59	59	100%	177	160	604	603	100%	
	All program completers, 2016-17	18	18	100%	170	158	1040	1038	100%	
PSYCHOLOGY (5391) Test Company: ETS Score Range: 100-200	All enrolled students who have completed all nonclinical courses, 2018-19									
	Other enrolled students, 2018-19						3			
	All program completers, 2018-19						5			
	All program completers, 2017-18						1			
	All program completers, 2016-17						2			
READING ACROSS CURRICULUM ELEM (5201) Test Company: ETS Score Range: 100-200	All enrolled students who have completed all nonclinical courses, 2018-19									
	Other enrolled students, 2018-19									
	All program completers, 2018-19									
	All program completers, 2017-18									
	All program completers, 2016-17	1				151	4			
SE CK AND MILD TO MODERATE APPL (5543) Test Company: ETS Score Range: 100-200	All enrolled students who have completed all nonclinical courses, 2018-19	48	46	96%	169	158	64	61	95%	
	Other enrolled students, 2018-19	5				158	62	52	84%	
	All program completers, 2018-19	46	46	100%	170	158	143	143	100%	
	All program completers, 2017-18	31	31	100%	171	158	140	140	100%	
	All program completers, 2016-17	6				153	128	127	99%	


Single Assessment Institution-Level Pass Rate Data: Traditional Teacher Preparation Program Within IHE

		HEOA - Title II 2018 - 2019 Academic Year					Statewide			
Institution Name		UNIVERSITY OF MEMPHIS								
Institution Code		1459								
State		Tennessee								
Assessment Information ¹		Group	Number Taking Assessment	Number Passing Assessment	Institutional Pass Rate	Institutional Average Scaled Score	Assessment Cut Score ²	Number Taking Assessment	Number Passing Assessment	Statewide Pass Rate
SE CK AND SEVERE TO PROF APPL (5545) <i>Test Company: ETS</i> <i>Score Range: 100-200</i>	All enrolled students who have completed all nonclinical courses, 2018-19							6		
	Other enrolled students, 2018-19							41	41	100%
	All program completers, 2018-19							77	77	100%
	All program completers, 2017-18							92	92	100%
	All program completers, 2016-17							85	85	100%
SE CORE KNOWLEDGE & APPLICATIONS (5354) <i>Test Company: ETS</i> <i>Score Range: 100-200</i>	All enrolled students who have completed all nonclinical courses, 2018-19							16	16	100%
	Other enrolled students, 2018-19							39	38	97%
	All program completers, 2018-19							52	52	100%
	All program completers, 2017-18							94	94	100%
	All program completers, 2016-17							84	84	100%
SE TEACHING STU WVVISUAL IMPAIRMENT (5282) <i>Test Company: ETS</i> <i>Score Range: 100-200</i>	All enrolled students who have completed all nonclinical courses, 2018-19									
	Other enrolled students, 2018-19									
	All program completers, 2018-19							2		
	All program completers, 2017-18							1		
	All program completers, 2016-17							1		
SE: PRESCHOOL EARLY CHILDHOOD (5691) <i>Test Company: ETS</i> <i>Score Range: 100-200</i>	All enrolled students who have completed all nonclinical courses, 2018-19							17	17	100%
	Other enrolled students, 2018-19							31	29	94%
	All program completers, 2018-19							44	44	100%
	All program completers, 2017-18							96	96	100%
	All program completers, 2016-17							84	82	98%


Single Assessment Institution-Level Pass Rate Data: Traditional Teacher Preparation Program Within IHE

		<p align="center">HEOA - Title II 2018 - 2019 Academic Year</p>					<p align="center">Statewide</p>			
Institution Name Institution Code State		<p align="center">UNIVERSITY OF MEMPHIS 1459 Tennessee</p>								
Assessment Information ¹		Group	Number Taking Assessment	Number Passing Assessment	Institutional Pass Rate	Institutional Average Scaled Score	Assessment Cut Score ²	Number Taking Assessment	Number Passing Assessment	Statewide Pass Rate
SOCIOLOGY (5952) Test Company: ETS Score Range: 100-200	All enrolled students who have completed all nonclinical courses, 2018-19									
	Other enrolled students, 2018-19									
	All program completers, 2018-19									
	All program completers, 2017-18									
	All program completers, 2016-17							1		
SPANISH WORLD LANGUAGE (5195) Test Company: ETS Score Range: 100-200	All enrolled students who have completed all nonclinical courses, 2018-19							1		
	Other enrolled students, 2018-19							17	9	53%
	All program completers, 2018-19							11	9	82%
	All program completers, 2017-18							14	13	93%
	All program completers, 2016-17			1				163	15	13
SPEECH LANGUAGE PATHOLOGY (5331) Test Company: ETS Score Range: 100-200	All enrolled students who have completed all nonclinical courses, 2018-19									
	Other enrolled students, 2018-19									
	All program completers, 2018-19									
	All program completers, 2017-18									
	All program completers, 2016-17								18	18
TEACHING READING: ELEM EDUCATION (5203) Test Company: ETS Score Range: 100-200	All enrolled students who have completed all nonclinical courses, 2018-19		87	81	93%	172	162	344	330	96%
	Other enrolled students, 2018-19		6				162	623	581	93%
	All program completers, 2018-19		70	70	100%	175	162	1287	1281	100%
	All program completers, 2017-18		82	81	99%	174	162	1349	1340	99%
	All program completers, 2016-17		21	19	90%	169	162	1380	1365	99%


Single Assessment Institution-Level Pass Rate Data: Traditional Teacher Preparation Program Within IHE

		HEOA - Title II 2018 - 2019 Academic Year					Statewide			
Institution Name		UNIVERSITY OF MEMPHIS								
Institution Code		1459								
State		Tennessee								
Assessment Information ¹	Group	Number Taking Assessment	Number Passing Assessment	Institutional Pass Rate	Institutional Average Scaled Score	Assessment Cut Score ²	Number Taking Assessment	Number Passing Assessment	Statewide Pass Rate	
TECHNOLOGY EDUCATION (5051) <i>Test Company: ETS</i> <i>Score Range: 100-200</i>	All enrolled students who have completed all nonclinical courses, 2018-19									
	Other enrolled students, 2018-19						1			
	All program completers, 2018-19									
	All program completers, 2017-18									
	All program completers, 2016-17									
THEATRE (5641) <i>Test Company: ETS</i> <i>Score Range: 100-200</i>	All enrolled students who have completed all nonclinical courses, 2018-19						2			
	Other enrolled students, 2018-19						4			
	All program completers, 2018-19						6			
	All program completers, 2017-18						10	10	100%	
	All program completers, 2016-17						6			
WORLD AND U.S. HISTORY CK (5941) <i>Test Company: ETS</i> <i>Score Range: 100-200</i>	All enrolled students who have completed all nonclinical courses, 2018-19						38	29	76%	
	Other enrolled students, 2018-19						92	63	68%	
	All program completers, 2018-19						127	121	95%	
	All program completers, 2017-18						151	146	97%	
	All program completers, 2016-17	4				136	126	126	100%	
EDTPA: AGRICULTURAL EDUCATION (TPA0100) <i>Test Company: E.S. Pearson*</i> <i>Score Range: 15-75</i>	All enrolled students who have completed all nonclinical courses, 2018-19									
	Other enrolled students, 2018-19									
	All program completers, 2018-19						14	14	100%	
	All program completers, 2017-18						3			
	All program completers, 2016-17									


Single Assessment Institution-Level Pass Rate Data: Traditional Teacher Preparation Program Within IHE

		HEOA - Title II 2018 - 2019 Academic Year					Statewide			
Institution Name		UNIVERSITY OF MEMPHIS								
Institution Code		1459								
State		Tennessee								
Assessment Information ¹	Group	Number Taking Assessment	Number Passing Assessment	Institutional Pass Rate	Institutional Average Scaled Score	Assessment Cut Score ²	Number Taking Assessment	Number Passing Assessment	Statewide Pass Rate	
EDTPA: FAMILY AND CONSUMER SCIENCES (TPA0117) Test Company: E.S. Pearson* Score Range: 15-75	All enrolled students who have completed all nonclinical courses, 2018-19									
	Other enrolled students, 2018-19									
	All program completers, 2018-19									
	All program completers, 2017-18						3			
	All program completers, 2016-17									
EDTPA: BUSINESS EDUCATION (TPA0102) Test Company: E.S. Pearson* Score Range: 15-75	All enrolled students who have completed all nonclinical courses, 2018-19									
	Other enrolled students, 2018-19									
	All program completers, 2018-19						6			
	All program completers, 2017-18						3			
	All program completers, 2016-17									
EDTPA: CLASSICAL LANGUAGES (TPA0104) Test Company: E.S. Pearson* Score Range: 13-65	All enrolled students who have completed all nonclinical courses, 2018-19									
	Other enrolled students, 2018-19									
	All program completers, 2018-19						1			
	All program completers, 2017-18						1			
	All program completers, 2016-17									
EDTPA: EARLY CHILDHOOD (TPA0014) Test Company: E.S. Pearson* Score Range: 15-75	All enrolled students who have completed all nonclinical courses, 2018-19						1			
	Other enrolled students, 2018-19						2			
	All program completers, 2018-19	8				37	102	99	97%	
	All program completers, 2017-18						55	55	100%	
	All program completers, 2016-17									


Single Assessment Institution-Level Pass Rate Data: Traditional Teacher Preparation Program Within IHE

		<p align="center">HEOA - Title II 2018 - 2019 Academic Year</p>					<p align="center">Statewide</p>			
Institution Name Institution Code State		<p align="center">UNIVERSITY OF MEMPHIS 1459 Tennessee</p>								
Assessment Information ¹	Group	Number Taking Assessment	Number Passing Assessment	Institutional Pass Rate	Institutional Average Scaled Score	Assessment Cut Score ²	Number Taking Assessment	Number Passing Assessment	Statewide Pass Rate	
EDTPA: ELEMENTARY EDUCATION (TPA0110) Test Company: E.S. Pearson* Score Range: 18-90	All enrolled students who have completed all nonclinical courses, 2018-19						1			
	Other enrolled students, 2018-19						1			
	All program completers, 2018-19						86	86	100%	
	All program completers, 2017-18						42	42	100%	
	All program completers, 2016-17									
EDTPA: ELEMENTARY LITERACY (TPA0001) Test Company: E.S. Pearson* Score Range: 15-75	All enrolled students who have completed all nonclinical courses, 2018-19									
	Other enrolled students, 2018-19									
	All program completers, 2018-19	26	26	100%	49	37	237	237	100%	
	All program completers, 2017-18	3				37	186	185	99%	
	All program completers, 2016-17									
EDTPA: ELEMENTARY MATHEMATICS (TPA0002) Test Company: E.S. Pearson* Score Range: 15-75	All enrolled students who have completed all nonclinical courses, 2018-19	2				37	2			
	Other enrolled students, 2018-19						3			
	All program completers, 2018-19	13	13	100%	50	37	248	248	100%	
	All program completers, 2017-18	1				37	175	175	100%	
	All program completers, 2016-17									
EDTPA: ENGLISH AS AN ADDITIONAL LANGUAGE (TPA0115) Test Company: E.S. Pearson* Score Range: 15-75	All enrolled students who have completed all nonclinical courses, 2018-19									
	Other enrolled students, 2018-19									
	All program completers, 2018-19						20	20	100%	
	All program completers, 2017-18						9			
	All program completers, 2016-17									


Single Assessment Institution-Level Pass Rate Data: Traditional Teacher Preparation Program Within IHE

		HEOA - Title II 2018 - 2019 Academic Year					Statewide			
Institution Name		UNIVERSITY OF MEMPHIS								
Institution Code		1459								
State		Tennessee								
Assessment Information ¹	Group	Number Taking Assessment	Number Passing Assessment	Institutional Pass Rate	Institutional Average Scaled Score	Assessment Cut Score ²	Number Taking Assessment	Number Passing Assessment	Statewide Pass Rate	
EDTPA: HEALTH EDUCATION (TPA0119) Test Company: E.S. Pearson* Score Range: 15-75	All enrolled students who have completed all nonclinical courses, 2018-19									
	Other enrolled students, 2018-19									
	All program completers, 2018-19									
	All program completers, 2017-18						2			
	All program completers, 2016-17									
EDTPA: K-12 PERFORMING ARTS (TPA0021) Test Company: E.S. Pearson* Score Range: 15-75	All enrolled students who have completed all nonclinical courses, 2018-19									
	Other enrolled students, 2018-19						1			
	All program completers, 2018-19						78	77	99%	
	All program completers, 2017-18						41	41	100%	
	All program completers, 2016-17									
EDTPA: K-12 PHYSICAL EDUCATION (TPA0011) Test Company: E.S. Pearson* Score Range: 15-75	All enrolled students who have completed all nonclinical courses, 2018-19						1			
	Other enrolled students, 2018-19									
	All program completers, 2018-19						47	46	98%	
	All program completers, 2017-18						21	21	100%	
	All program completers, 2016-17									
EDTPA: LIBRARY SPECIALIST (TPA0127) Test Company: E.S. Pearson* Score Range: 15-75	All enrolled students who have completed all nonclinical courses, 2018-19									
	Other enrolled students, 2018-19									
	All program completers, 2018-19						1			
	All program completers, 2017-18						1			
	All program completers, 2016-17									


Single Assessment Institution-Level Pass Rate Data: Traditional Teacher Preparation Program Within IHE

		HEOA - Title II 2018 - 2019 Academic Year					Statewide			
Institution Name		UNIVERSITY OF MEMPHIS								
Institution Code		1459								
State		Tennessee								
Assessment Information ¹		Group					Statewide			
		Number Taking Assessment	Number Passing Assessment	Institutional Pass Rate	Institutional Average Scaled Score	Assessment Cut Score ²	Number Taking Assessment	Number Passing Assessment	Statewide Pass Rate	
EDTPA: MIDDLE CHILDHOOD HISTORY-SOCIAL STUDIES (TPA0019) Test Company: E.S. Pearson* Score Range: 15-75	All enrolled students who have completed all nonclinical courses, 2018-19									
	Other enrolled students, 2018-19						1			
	All program completers, 2018-19						3			
	All program completers, 2017-18									
	All program completers, 2016-17									
EDTPA: MIDDLE CHILDHOOD MATHEMATICS (TPA0016) Test Company: E.S. Pearson* Score Range: 15-75	All enrolled students who have completed all nonclinical courses, 2018-19									
	Other enrolled students, 2018-19									
	All program completers, 2018-19						17	17	100%	
	All program completers, 2017-18						7			
	All program completers, 2016-17									
EDTPA: MIDDLE CHILDHOOD SCIENCE (TPA0017) Test Company: E.S. Pearson* Score Range: 15-75	All enrolled students who have completed all nonclinical courses, 2018-19									
	Other enrolled students, 2018-19									
	All program completers, 2018-19						6			
	All program completers, 2017-18									
	All program completers, 2016-17									
EDTPA: SECONDARY ENGLISH LANGUAGE ARTS (TPA0003) Test Company: E.S. Pearson* Score Range: 15-75	All enrolled students who have completed all nonclinical courses, 2018-19									
	Other enrolled students, 2018-19									
	All program completers, 2018-19						83	83	100%	
	All program completers, 2017-18						41	41	100%	
	All program completers, 2016-17									

Single Assessment Institution-Level Pass Rate Data: Traditional Teacher Preparation Program Within IHE

		<p align="center">HEOA - Title II 2018 - 2019 Academic Year</p>					<p align="center">Statewide</p>				
Institution Name Institution Code State		<p align="center">UNIVERSITY OF MEMPHIS 1459 Tennessee</p>									
Assessment Information ¹		Group	Number Taking Assessment	Number Passing Assessment	Institutional Pass Rate	Institutional Average Scaled Score	Assessment Cut Score ²	Number Taking Assessment	Number Passing Assessment	Statewide Pass Rate	
EDTPA: SECONDARY HISTORY-SOCIAL STUDIES (TPA0004) Test Company: E.S. Pearson* Score Range: 15-75	All enrolled students who have completed all nonclinical courses, 2018-19										
	Other enrolled students, 2018-19							1			
	All program completers, 2018-19							79	79	100%	
	All program completers, 2017-18							54	54	100%	
	All program completers, 2016-17										
EDTPA: SECONDARY MATHEMATICS (TPA0005) Test Company: E.S. Pearson* Score Range: 15-75	All enrolled students who have completed all nonclinical courses, 2018-19										
	Other enrolled students, 2018-19							1			
	All program completers, 2018-19							38	37	97%	
	All program completers, 2017-18							17	17	100%	
	All program completers, 2016-17										
EDTPA: SECONDARY SCIENCE (TPA0006) Test Company: E.S. Pearson* Score Range: 15-75	All enrolled students who have completed all nonclinical courses, 2018-19										
	Other enrolled students, 2018-19										
	All program completers, 2018-19							54	54	100%	
	All program completers, 2017-18							26	25	96%	
	All program completers, 2016-17										
EDTPA: SPECIAL EDUCATION (TPA0012) Test Company: E.S. Pearson* Score Range: 15-75	All enrolled students who have completed all nonclinical courses, 2018-19										
	Other enrolled students, 2018-19										
	All program completers, 2018-19			5				37	140	137	98%
	All program completers, 2017-18							95	92	97%	
	All program completers, 2016-17										

Single Assessment Institution-Level Pass Rate Data: Traditional Teacher Preparation Program Within IHE

		HEOA - Title II 2018 - 2019 Academic Year					Statewide			
Institution Name		UNIVERSITY OF MEMPHIS								
Institution Code		1459								
State		Tennessee								
Assessment Information ¹										
Group		Number Taking Assessment	Number Passing Assessment	Institutional Pass Rate	Institutional Average Scaled Score	Assessment Cut Score ²	Number Taking Assessment	Number Passing Assessment	Statewide Pass Rate	
EDTPA: VISUAL ARTS (TPA0015) Test Company: E.S. Pearson* Score Range: 15-75	All enrolled students who have completed all nonclinical courses, 2018-19									
	Other enrolled students, 2018-19									
	All program completers, 2018-19						22	22	100%	
	All program completers, 2017-18						12	12	100%	
	All program completers, 2016-17									
EDTPA: WORLD LANGUAGES (TPA0020) Test Company: E.S. Pearson* Score Range: 13-65	All enrolled students who have completed all nonclinical courses, 2018-19									
	Other enrolled students, 2018-19						1			
	All program completers, 2018-19						3			
	All program completers, 2017-18						8			
	All program completers, 2016-17									
MATHEMATICS (MIDDLE GRADES AND EARLY SECONDARY) (ESP0105) Test Company: E.S. Pearson* Score Range: 100-300	All enrolled students who have completed all nonclinical courses, 2018-19									
	Other enrolled students, 2018-19						1			
	All program completers, 2018-19									
	All program completers, 2017-18									
	All program completers, 2016-17									
MATHEMATICS (ESP0304) Test Company: E.S. Pearson* Score Range: 100-300	All enrolled students who have completed all nonclinical courses, 2018-19						2			
	Other enrolled students, 2018-19						3			
	All program completers, 2018-19						2			
	All program completers, 2017-18									
	All program completers, 2016-17									

Note: In cases where there are less than ten students taking the assessment or license/certificate, the number passing and pass rate are not reported.

¹Tests with multiple delivery options (computer, paper, etc.) will be noted with the assessment code for one format only.

²Cut scores may vary for groups depending upon when the cut scores are established by the state and when each group completed their teacher certification or licensure assessment.

*Questions regarding tests listed by this testing company must be addressed to your state Title II Coordinator.

Single Assessment Institution-Level Pass Rate Data: *Traditional Teacher Preparation Program Within IHE*

February 3, 2020

Statewide Average Scaled Score
164
166
171
165
170
171
170
162
162
166
165
168
174
170
177

Single Assessment Institution-Level Pass Rate Data: *Traditional Teacher Preparation Program Within IHE*

February 3, 2020

Statewide Average Scaled Score
168
167
168

Single Assessment Institution-Level Pass Rate Data: *Traditional Teacher Preparation Program Within IHE*

February 3, 2020

Statewide Average Scaled Score
168
170
170
172
172
172
159

Single Assessment Institution-Level Pass Rate Data: *Traditional Teacher Preparation Program Within IHE*

February 3, 2020

Statewide Average Scaled Score
170
171
174
174
174
170
169
172
172
172
173
176

Single Assessment Institution-Level Pass Rate Data: *Traditional Teacher Preparation Program Within IHE*

February 3, 2020

Statewide Average Scaled Score
172
170
172
169
170
164

Single Assessment Institution-Level Pass Rate Data: *Traditional Teacher Preparation Program Within IHE*

February 3, 2020

Statewide Average Scaled Score
179
181
181
183
182
162
159
175
176
176
184

Single Assessment Institution-Level Pass Rate Data: *Traditional Teacher Preparation Program Within IHE*

February 3, 2020

Statewide Average Scaled Score
172
171
166
161
164
160

Single Assessment Institution-Level Pass Rate Data: *Traditional Teacher Preparation Program Within IHE*

February 3, 2020

Statewide Average Scaled Score
157
161
170
170
168
163
167
168
173
175
173

Single Assessment Institution-Level Pass Rate Data: *Traditional Teacher Preparation Program Within IHE*

February 3, 2020

Statewide Average Scaled Score
172
165
171
170
170
173
168
174
172
170

Single Assessment Institution-Level Pass Rate Data: *Traditional Teacher Preparation Program Within IHE*

February 3, 2020

Statewide Average Scaled Score
173
174
175
174
170
176
177
175
164
170
171
169

Single Assessment Institution-Level Pass Rate Data: *Traditional Teacher Preparation Program Within IHE*

February 3, 2020

Statewide Average Scaled Score
175
170
177
176
176
169
169
175
173
174

Single Assessment Institution-Level Pass Rate Data: *Traditional Teacher Preparation Program Within IHE*

February 3, 2020

Statewide Average Scaled Score
181
178
178
179
171
174
176
174
173
171
170
174
173
171

Single Assessment Institution-Level Pass Rate Data: *Traditional Teacher Preparation Program Within IHE*

February 3, 2020

Statewide Average Scaled Score
167
172
174
172
174
174
174
176
177
175

Single Assessment Institution-Level Pass Rate Data: *Traditional Teacher Preparation Program Within IHE*

February 3, 2020

Statewide Average Scaled Score
171
162
162
166
165
159
53

Single Assessment Institution-Level Pass Rate Data: *Traditional Teacher Preparation Program Within IHE*

February 3, 2020

Statewide Average Scaled Score
45
46

Single Assessment Institution-Level Pass Rate Data: *Traditional Teacher Preparation Program Within IHE*

February 3, 2020

Statewide Average Scaled Score
55
59
48
48
48
48
53

Single Assessment Institution-Level Pass Rate Data: *Traditional Teacher Preparation Program Within IHE*

February 3, 2020

Statewide Average Scaled Score
47
48
43
45

Single Assessment Institution-Level Pass Rate Data: *Traditional Teacher Preparation Program Within IHE*

February 3, 2020

Statewide Average Scaled Score
48
50
51

Single Assessment Institution-Level Pass Rate Data: *Traditional Teacher Preparation Program Within IHE*

February 3, 2020

Statewide Average Scaled Score
47
47
44
45
46
45
47
47

Single Assessment Institution-Level Pass Rate Data: *Traditional Teacher Preparation Program Within IHE*

February 3, 2020

Statewide Average Scaled Score
52
50