


Summary Institution-Level Pass Rate Data: *Alternative Teacher Preparation Program Within IHE*

| | | | | | |
|---|--|--|---|------------------------------------|--|
|  | | HEOA - Title II 2018 - 2019 Academic Year | | | |
| Institution Name | | UNIVERSITY OF MEMPHIS | | | |
| Institution Code | | 1459 | | | |
| State | | Tennessee | | | |
| | | | | | |
| Group | | Number Taking Assessment ¹ | Number Passing Assessment ² | Institutional Pass Rate | Number Taking Assessment ¹ |
| All program completers, 2018-19 | | 78 | 74 | 95% | 591 |
| All program completers, 2017-18 | | 57 | 57 | 100% | 474 |
| All program completers, 2016-17 | | 20 | 19 | 95% | 382 |

Note: In cases where there are less than ten students taking the assessment or license/certificate, the number passing and pass rate are not reported.

¹ Number of completers taking one or more assessments within their area of specialization.

² Summary level “Number Taking Assessment” may differ from assessment level “Number Taking Assessment” because each student is counted once at the summary level multiple assessments at the assessment level.


Summary Institution-Level Pass Rate Data: *Alternative Teacher Preparation Program Within IHE*

February 3, 2020

| Statewide | |
|--|-----------------------------------|
| <i>Number Passing Assessment</i> ² | <i>Statewide Pass Rate</i> |
| 563 | 95% |
| 452 | 95% |
| 368 | 96% |


but may be counted in

Single Assessment Institution-Level Pass Rate Data: Alternative Teacher Preparation Program Within IHE


| | |
|--|--|
|  | HEOA - Title II 2018 - 2019 Academic Year |
| | Institution Name UNIVERSITY OF MEMPHIS |
| | Institution Code 1459 |
| | State Tennessee |

| Assessment Information ¹ | Group | Number Taking Assessment | Number Passing Assessment | Institutional Pass Rate | Institutional Average Scaled Score | Assessment Cut Score ² | Statewide | | |
|--|---|--------------------------|---------------------------|-------------------------|------------------------------------|-----------------------------------|--------------------------|---------------------------|---------------------|
| | | | | | | | Number Taking Assessment | Number Passing Assessment | Statewide Pass Rate |
| AGRICULTURE (5701) Test Company: ETS Score Range: 100-200 | All enrolled students who have completed all nonclinical courses, 2018-19 | | | | | | | | |
| | Other enrolled students, 2018-19 | | | | | | 6 | | |
| | All program completers, 2018-19 | | | | | | 4 | | |
| | All program completers, 2017-18 | | | | | | 6 | | |
| | All program completers, 2016-17 | | | | | | 7 | | |
| ART CONTENT AND ANALYSIS (5135) Test Company: ETS Score Range: 100-200 | All enrolled students who have completed all nonclinical courses, 2018-19 | 1 | | | | 161 | 3 | | |
| | Other enrolled students, 2018-19 | 3 | | | | 161 | 17 | 14 | 82% |
| | All program completers, 2018-19 | 3 | | | | 161 | 9 | | |
| | All program completers, 2017-18 | | | | | | 8 | | |
| | All program completers, 2016-17 | 1 | | | | 157 | 7 | | |
| BIOLOGY CONTENT KNOWLEDGE (0235) Test Company: ETS Score Range: 100-200 | All enrolled students who have completed all nonclinical courses, 2018-19 | 4 | | | | 148 | 8 | | |
| | Other enrolled students, 2018-19 | 4 | | | | 148 | 51 | 49 | 96% |
| | All program completers, 2018-19 | 6 | | | | 148 | 43 | 43 | 100% |
| | All program completers, 2017-18 | 7 | | | | 148 | 41 | 41 | 100% |
| | All program completers, 2016-17 | | | | | | 30 | 29 | 97% |
| BUSINESS ED CONTENT KNOWLEDGE (5101) Test Company: ETS Score Range: 100-200 | All enrolled students who have completed all nonclinical courses, 2018-19 | | | | | | 1 | | |
| | Other enrolled students, 2018-19 | | | | | | 32 | 31 | 97% |
| | All program completers, 2018-19 | | | | | | 21 | 20 | 95% |
| | All program completers, 2017-18 | | | | | | 13 | 12 | 92% |
| | All program completers, 2016-17 | | | | | | 15 | 15 | 100% |


Single Assessment Institution-Level Pass Rate Data: Alternative Teacher Preparation Program Within IHE

|  | | HEOA - Title II 2018 - 2019 Academic Year | | | | | Statewide | | | |
|--|---|--|----------------------------------|--------------------------------|---|--|---------------------------------|----------------------------------|----------------------------|--|
| Institution Name | | UNIVERSITY OF MEMPHIS | | | | | | | | |
| Institution Code | | 1459 | | | | | | | | |
| State | | Tennessee | | | | | | | | |
| Assessment Information ¹ | Group | Number Taking Assessment | Number Passing Assessment | Institutional Pass Rate | Institutional Average Scaled Score | Assessment Cut Score ² | Number Taking Assessment | Number Passing Assessment | Statewide Pass Rate | |
| CHEMISTRY CONTENT KNOWLEDGE (0245) <i>Test Company: ETS</i> <i>Score Range: 100-200</i> | All enrolled students who have completed all nonclinical courses, 2018-19 | 1 | | | | 152 | 3 | | | |
| | Other enrolled students, 2018-19 | | | | | | 24 | 23 | 96% | |
| | All program completers, 2018-19 | | | | | | 20 | 19 | 95% | |
| | All program completers, 2017-18 | | | | | | 8 | | | |
| | All program completers, 2016-17 | | | | | | 15 | 15 | 100% | |
| CHINESE (MANDARIN) WORLD LANGUAGE (5665) <i>Test Company: ETS</i> <i>Score Range: 100-200</i> | All enrolled students who have completed all nonclinical courses, 2018-19 | | | | | | | | | |
| | Other enrolled students, 2018-19 | | | | | | | | | |
| | All program completers, 2018-19 | | | | | | | | | |
| | All program completers, 2017-18 | | | | | | 1 | | | |
| | All program completers, 2016-17 | | | | | | | | | |
| EARTH AND SPACE SCIENCES - CK (5571) <i>Test Company: ETS</i> <i>Score Range: 100-200</i> | All enrolled students who have completed all nonclinical courses, 2018-19 | | | | | | | | | |
| | Other enrolled students, 2018-19 | | | | | | 1 | | | |
| | All program completers, 2018-19 | | | | | | | | | |
| | All program completers, 2017-18 | | | | | | | | | |
| | All program completers, 2016-17 | | | | | | | | | |
| ECONOMICS (5911) <i>Test Company: ETS</i> <i>Score Range: 100-200</i> | All enrolled students who have completed all nonclinical courses, 2018-19 | | | | | | | | | |
| | Other enrolled students, 2018-19 | | | | | | 1 | | | |
| | All program completers, 2018-19 | 1 | | | | 150 | 3 | | | |
| | All program completers, 2017-18 | | | | | | | | | |
| | All program completers, 2016-17 | | | | | | 1 | | | |


Single Assessment Institution-Level Pass Rate Data: Alternative Teacher Preparation Program Within IHE

|  | | HEOA - Title II 2018 - 2019 Academic Year | | | | | Statewide | | | |
|---|---|--|----------------------------------|--------------------------------|---|--|---------------------------------|----------------------------------|----------------------------|--|
| Institution Name | | UNIVERSITY OF MEMPHIS | | | | | | | | |
| Institution Code | | 1459 | | | | | | | | |
| State | | Tennessee | | | | | | | | |
| Assessment Information ¹ | Group | Number Taking Assessment | Number Passing Assessment | Institutional Pass Rate | Institutional Average Scaled Score | Assessment Cut Score ² | Number Taking Assessment | Number Passing Assessment | Statewide Pass Rate | |
| EDUCATION OF YOUNG CHILDREN (DISCONTINUED) (5021) <i>Test Company: ETS</i> <i>Score Range: 100-200</i> | All enrolled students who have completed all nonclinical courses, 2018-19 | | | | | | | | | |
| | Other enrolled students, 2018-19 | | | | | | | | | |
| | All program completers, 2018-19 | | | | | | | | | |
| | All program completers, 2017-18 | | | | | | 1 | | | |
| | All program completers, 2016-17 | | | | | | 1 | | | |
| EDUCATION OF YOUNG CHILDREN (5024) <i>Test Company: ETS</i> <i>Score Range: 100-200</i> | All enrolled students who have completed all nonclinical courses, 2018-19 | 1 | | | | 160 | 3 | | | |
| | Other enrolled students, 2018-19 | | | | | | 12 | 11 | 92% | |
| | All program completers, 2018-19 | | | | | | 8 | | | |
| | All program completers, 2017-18 | 1 | | | | 160 | 6 | | | |
| | All program completers, 2016-17 | | | | | | 4 | | | |
| ELEM ED CONTENT KNOWLEDGE (DISCONTINUED) (5014) <i>Test Company: ETS</i> <i>Score Range: 100-200</i> | All enrolled students who have completed all nonclinical courses, 2018-19 | | | | | | | | | |
| | Other enrolled students, 2018-19 | | | | | | | | | |
| | All program completers, 2018-19 | | | | | | | | | |
| | All program completers, 2017-18 | 3 | | | | 140 | 4 | | | |
| | All program completers, 2016-17 | | | | | | 6 | | | |
| ELEM ED CONTENT KNOWLEDGE (5018) <i>Test Company: ETS</i> <i>Score Range: 100-200</i> | All enrolled students who have completed all nonclinical courses, 2018-19 | 8 | | | | 163 | 17 | 14 | 82% | |
| | Other enrolled students, 2018-19 | 7 | | | | 163 | 120 | 111 | 93% | |
| | All program completers, 2018-19 | 13 | 13 | 100% | 174 | 163 | 76 | 75 | 99% | |
| | All program completers, 2017-18 | 8 | | | | 163 | 54 | 54 | 100% | |
| | All program completers, 2016-17 | 1 | | | | 163 | 40 | 40 | 100% | |


Single Assessment Institution-Level Pass Rate Data: Alternative Teacher Preparation Program Within IHE

|  | | <p align="center">HEOA - Title II 2018 - 2019 Academic Year</p> | | | | | <p align="center">Statewide</p> | | | |
|---|---|--|----------------------------------|--------------------------------|---|--|--|----------------------------------|----------------------------|--|
| Institution Name Institution Code State | | <p align="center">UNIVERSITY OF MEMPHIS 1459 Tennessee</p> | | | | | | | | |
| <i>Assessment Information</i> ¹ | <i>Group</i> | <i>Number Taking Assessment</i> | <i>Number Passing Assessment</i> | <i>Institutional Pass Rate</i> | <i>Institutional Average Scaled Score</i> | <i>Assessment Cut Score</i> ² | <i>Number Taking Assessment</i> | <i>Number Passing Assessment</i> | <i>Statewide Pass Rate</i> | |
| ELEM ED CURR INSTRUC ASSESSMENT (5017) <i>Test Company: ETS</i> <i>Score Range: 100-200</i> | All enrolled students who have completed all nonclinical courses, 2018-19 | 5 | | | | 153 | 10 | 10 | 100% | |
| | Other enrolled students, 2018-19 | 1 | | | | 153 | 27 | 24 | 89% | |
| | All program completers, 2018-19 | 12 | 12 | 100% | 175 | 153 | 57 | 57 | 100% | |
| | All program completers, 2017-18 | 10 | 10 | 100% | 172 | 153 | 51 | 51 | 100% | |
| | All program completers, 2016-17 | 1 | | | | 153 | 42 | 41 | 98% | |
| ELEM ED MULTI SUBJ MATHEMATICS (5003) <i>Test Company: ETS</i> <i>Score Range: 100-200</i> | All enrolled students who have completed all nonclinical courses, 2018-19 | | | | | | 3 | | | |
| | Other enrolled students, 2018-19 | | | | | | 7 | | | |
| | All program completers, 2018-19 | | | | | | | | | |
| | All program completers, 2017-18 | | | | | | | | | |
| | All program completers, 2016-17 | | | | | | | | | |
| ELEM ED MULTI SUBJ READING LANG ARTS (5002) <i>Test Company: ETS</i> <i>Score Range: 100-200</i> | All enrolled students who have completed all nonclinical courses, 2018-19 | | | | | | 3 | | | |
| | Other enrolled students, 2018-19 | | | | | | 7 | | | |
| | All program completers, 2018-19 | | | | | | | | | |
| | All program completers, 2017-18 | | | | | | | | | |
| | All program completers, 2016-17 | | | | | | | | | |
| ELEM ED MULTI SUBJ SCIENCES (5005) <i>Test Company: ETS</i> <i>Score Range: 100-200</i> | All enrolled students who have completed all nonclinical courses, 2018-19 | | | | | | 3 | | | |
| | Other enrolled students, 2018-19 | | | | | | 7 | | | |
| | All program completers, 2018-19 | | | | | | | | | |
| | All program completers, 2017-18 | | | | | | | | | |
| | All program completers, 2016-17 | | | | | | | | | |


Single Assessment Institution-Level Pass Rate Data: Alternative Teacher Preparation Program Within IHE

|  | | <p align="center">HEOA - Title II 2018 - 2019 Academic Year</p> | | | | | <p align="center">Statewide</p> | | | |
|--|---|--|---------------------------------|----------------------------------|--------------------------------|---|--|---------------------------------|----------------------------------|----------------------------|
| Institution Name Institution Code State | | <p align="center">UNIVERSITY OF MEMPHIS 1459 Tennessee</p> | | | | | | | | |
| Assessment Information ¹ | | Group | Number Taking Assessment | Number Passing Assessment | Institutional Pass Rate | Institutional Average Scaled Score | Assessment Cut Score ² | Number Taking Assessment | Number Passing Assessment | Statewide Pass Rate |
| ELEM ED MULTI SUBJ SOCIAL STUDIES (5004) Test Company: ETS Score Range: 100-200 | All enrolled students who have completed all nonclinical courses, 2018-19 | | | | | | | 3 | | |
| | Other enrolled students, 2018-19 | | | | | | | 7 | | |
| | All program completers, 2018-19 | | | | | | | | | |
| | All program completers, 2017-18 | | | | | | | | | |
| | All program completers, 2016-17 | | | | | | | | | |
| ENG LANG LIT COMP CONTENT KNOWLEDGE (DISC) (0041) Test Company: ETS Score Range: 100-200 | All enrolled students who have completed all nonclinical courses, 2018-19 | | | | | | | | | |
| | Other enrolled students, 2018-19 | | | | | | | | | |
| | All program completers, 2018-19 | | | | | | | | | |
| | All program completers, 2017-18 | | | | | | | | | |
| | All program completers, 2016-17 | | | | | | | 1 | | |
| ENGLISH LANGUAGE ARTS: CK (5038) Test Company: ETS Score Range: 100-200 | All enrolled students who have completed all nonclinical courses, 2018-19 | | 7 | | | | 167 | 15 | 15 | 100% |
| | Other enrolled students, 2018-19 | | 14 | 14 | 100% | 181 | 167 | 89 | 84 | 94% |
| | All program completers, 2018-19 | | 17 | 15 | 88% | 177 | 167 | 84 | 80 | 95% |
| | All program completers, 2017-18 | | 5 | | | | 167 | 52 | 52 | 100% |
| | All program completers, 2016-17 | | 1 | | | | 167 | 55 | 55 | 100% |
| ENGLISH TO SPEAKERS OF OTHER LANGUAGES (DISC) (5361) Test Company: ETS Score Range: 100-200 | All enrolled students who have completed all nonclinical courses, 2018-19 | | 4 | | | | 143 | 4 | | |
| | Other enrolled students, 2018-19 | | | | | | | 5 | | |
| | All program completers, 2018-19 | | 5 | | | | 143 | 13 | 13 | 100% |
| | All program completers, 2017-18 | | 2 | | | | 143 | 11 | 11 | 100% |
| | All program completers, 2016-17 | | 2 | | | | 143 | 15 | 15 | 100% |


Single Assessment Institution-Level Pass Rate Data: Alternative Teacher Preparation Program Within IHE

|  | | HEOA - Title II 2018 - 2019 Academic Year | | | | | Statewide | | | |
|--|---|--|----------------------------------|--------------------------------|---|--|---------------------------------|----------------------------------|----------------------------|--|
| Institution Name | | UNIVERSITY OF MEMPHIS | | | | | | | | |
| Institution Code | | 1459 | | | | | | | | |
| State | | Tennessee | | | | | | | | |
| Assessment Information ¹ | Group | Number Taking Assessment | Number Passing Assessment | Institutional Pass Rate | Institutional Average Scaled Score | Assessment Cut Score ² | Number Taking Assessment | Number Passing Assessment | Statewide Pass Rate | |
| ENGLISH TO SPEAKERS OF OTHER LANGUAGES (5362) <i>Test Company: ETS</i> <i>Score Range: 100-200</i> | All enrolled students who have completed all nonclinical courses, 2018-19 | 2 | | | | 155 | 2 | | | |
| | Other enrolled students, 2018-19 | 1 | | | | 155 | 40 | 40 | 100% | |
| | All program completers, 2018-19 | 1 | | | | 155 | 16 | 16 | 100% | |
| | All program completers, 2017-18 | | | | | | 2 | | | |
| | All program completers, 2016-17 | | | | | | | | | |
| FAMILY AND CONSUMER SCIENCES (DISCONTINUED 2) (5121) <i>Test Company: ETS</i> <i>Score Range: 100-200</i> | All enrolled students who have completed all nonclinical courses, 2018-19 | | | | | | | | | |
| | Other enrolled students, 2018-19 | | | | | | | | | |
| | All program completers, 2018-19 | | | | | | | | | |
| | All program completers, 2017-18 | | | | | | | | | |
| | All program completers, 2016-17 | | | | | | 1 | | | |
| FAMILY AND CONSUMER SCIENCES (5122) <i>Test Company: ETS</i> <i>Score Range: 100-200</i> | All enrolled students who have completed all nonclinical courses, 2018-19 | | | | | | 1 | | | |
| | Other enrolled students, 2018-19 | | | | | | 4 | | | |
| | All program completers, 2018-19 | | | | | | 4 | | | |
| | All program completers, 2017-18 | | | | | | 4 | | | |
| | All program completers, 2016-17 | | | | | | 1 | | | |
| FRENCH WORLD LANGUAGE (5174) <i>Test Company: ETS</i> <i>Score Range: 100-200</i> | All enrolled students who have completed all nonclinical courses, 2018-19 | | | | | | 1 | | | |
| | Other enrolled students, 2018-19 | | | | | | 7 | | | |
| | All program completers, 2018-19 | | | | | | 4 | | | |
| | All program completers, 2017-18 | | | | | | 5 | | | |
| | All program completers, 2016-17 | 1 | | | | 156 | 3 | | | |


Single Assessment Institution-Level Pass Rate Data: Alternative Teacher Preparation Program Within IHE

|  | | HEOA - Title II 2018 - 2019 Academic Year | | | | | Statewide | | | |
|---|---|--|---------------------------------|----------------------------------|--------------------------------|---|--|---------------------------------|----------------------------------|----------------------------|
| Institution Name | | UNIVERSITY OF MEMPHIS | | | | | | | | |
| Institution Code | | 1459 | | | | | | | | |
| State | | Tennessee | | | | | | | | |
| Assessment Information ¹ | | Group | Number Taking Assessment | Number Passing Assessment | Institutional Pass Rate | Institutional Average Scaled Score | Assessment Cut Score ² | Number Taking Assessment | Number Passing Assessment | Statewide Pass Rate |
| GEOGRAPHY (5921) <i>Test Company: ETS</i> <i>Score Range: 100-200</i> | All enrolled students who have completed all nonclinical courses, 2018-19 | | | | | | | | | |
| | Other enrolled students, 2018-19 | | | | | | | | | |
| | All program completers, 2018-19 | | | | | | | 1 | | |
| | All program completers, 2017-18 | | | | | | | | | |
| | All program completers, 2016-17 | | | | | | | | | |
| GERMAN WORLD LANGUAGE (5183) <i>Test Company: ETS</i> <i>Score Range: 100-200</i> | All enrolled students who have completed all nonclinical courses, 2018-19 | | | | | | | | | |
| | Other enrolled students, 2018-19 | | | | | | | | | |
| | All program completers, 2018-19 | | | | | | | | | |
| | All program completers, 2017-18 | | | | | | | 1 | | |
| | All program completers, 2016-17 | | 2 | | | | 157 | 2 | | |
| GOVERNMENT POLITICAL SCIENCE (5931) <i>Test Company: ETS</i> <i>Score Range: 100-200</i> | All enrolled students who have completed all nonclinical courses, 2018-19 | | 1 | | | | 149 | 2 | | |
| | Other enrolled students, 2018-19 | | | | | | | 3 | | |
| | All program completers, 2018-19 | | 1 | | | | 149 | 5 | | |
| | All program completers, 2017-18 | | | | | | | 1 | | |
| | All program completers, 2016-17 | | | | | | | 5 | | |
| HEALTH EDUCATION (5551) <i>Test Company: ETS</i> <i>Score Range: 100-200</i> | All enrolled students who have completed all nonclinical courses, 2018-19 | | | | | | | | | |
| | Other enrolled students, 2018-19 | | | | | | | 3 | | |
| | All program completers, 2018-19 | | | | | | | 5 | | |
| | All program completers, 2017-18 | | | | | | | 3 | | |
| | All program completers, 2016-17 | | | | | | | 3 | | |


Single Assessment Institution-Level Pass Rate Data: Alternative Teacher Preparation Program Within IHE

|  | | HEOA - Title II 2018 - 2019 Academic Year | | | | | Statewide | | | |
|---|---|--|---------------------------------|----------------------------------|--------------------------------|---|--|---------------------------------|----------------------------------|----------------------------|
| Institution Name | | UNIVERSITY OF MEMPHIS | | | | | | | | |
| Institution Code | | 1459 | | | | | | | | |
| State | | Tennessee | | | | | | | | |
| Assessment Information ¹ | | Group | Number Taking Assessment | Number Passing Assessment | Institutional Pass Rate | Institutional Average Scaled Score | Assessment Cut Score ² | Number Taking Assessment | Number Passing Assessment | Statewide Pass Rate |
| LATIN (5601) Test Company: ETS Score Range: 100-200 | All enrolled students who have completed all nonclinical courses, 2018-19 | | | | | | | | | |
| | Other enrolled students, 2018-19 | | | | | | 3 | | | |
| | All program completers, 2018-19 | | | | | | | | | |
| | All program completers, 2017-18 | | | | | | | 2 | | |
| | All program completers, 2016-17 | | | | | | | 1 | | |
| LIBRARY MEDIA SPECIALIST (5311) Test Company: ETS Score Range: 100-200 | All enrolled students who have completed all nonclinical courses, 2018-19 | | | | | | | | | |
| | Other enrolled students, 2018-19 | | | | | | 3 | | | |
| | All program completers, 2018-19 | | | | | | | | | |
| | All program completers, 2017-18 | | | | | | | 4 | | |
| | All program completers, 2016-17 | | | | | | | | | |
| MARKETING EDUCATION (5561) Test Company: ETS Score Range: 100-200 | All enrolled students who have completed all nonclinical courses, 2018-19 | | | | | | | | | |
| | Other enrolled students, 2018-19 | | | | | | 4 | | | |
| | All program completers, 2018-19 | | | | | | | | | |
| | All program completers, 2017-18 | | | | | | | | | |
| | All program completers, 2016-17 | | | | | | | 4 | | |
| MATHEMATICS CONTENT KNOWLEDGE (DISC) (0061) Test Company: ETS Score Range: 100-200 | All enrolled students who have completed all nonclinical courses, 2018-19 | | | | | | | | | |
| | Other enrolled students, 2018-19 | | | | | | | | | |
| | All program completers, 2018-19 | | | | | | | | | |
| | All program completers, 2017-18 | | | | | | | | | |
| | All program completers, 2016-17 | | | 1 | | | | 136 | 1 | |


Single Assessment Institution-Level Pass Rate Data: Alternative Teacher Preparation Program Within IHE

|  | | <p align="center">HEOA - Title II 2018 - 2019 Academic Year</p> | | | | | <p align="center">Statewide</p> | | | |
|--|---|--|--|--|---|---|---|--|--|--|
| Institution Name Institution Code State | | <p align="center">UNIVERSITY OF MEMPHIS 1459 Tennessee</p> | | | | | | | | |
| <p align="center"><i>Assessment Information</i>¹</p> | | | | | | | <p align="center"><i>Statewide</i></p> | | | |
| <p align="center"><i>Group</i></p> | | <p align="center"><i>Number Taking Assessment</i></p> | <p align="center"><i>Number Passing Assessment</i></p> | <p align="center"><i>Institutional Pass Rate</i></p> | <p align="center"><i>Institutional Average Scaled Score</i></p> | <p align="center"><i>Assessment Cut Score</i>²</p> | <p align="center"><i>Number Taking Assessment</i></p> | <p align="center"><i>Number Passing Assessment</i></p> | <p align="center"><i>Statewide Pass Rate</i></p> | |
| <p>MATHEMATICS CONTENT KNOWLEDGE (5161)</p> <p><i>Test Company: ETS</i> <i>Score Range: 100-200</i></p> | All enrolled students who have completed all nonclinical courses, 2018-19 | 6 | | | | 160 | 17 | 11 | 65% | |
| | Other enrolled students, 2018-19 | 2 | | | | 160 | 59 | 47 | 80% | |
| | All program completers, 2018-19 | 5 | | | | 160 | 41 | 35 | 85% | |
| | All program completers, 2017-18 | 1 | | | | 160 | 25 | 24 | 96% | |
| | All program completers, 2016-17 | | | | | | 17 | 14 | 82% | |
| <p>MIDDLE SCHOOL CONTENT KNOWLEDGE (5146)</p> <p><i>Test Company: ETS</i> <i>Score Range: 100-200</i></p> | All enrolled students who have completed all nonclinical courses, 2018-19 | | | | | | 1 | | | |
| | Other enrolled students, 2018-19 | 1 | | | | 150 | 6 | | | |
| | All program completers, 2018-19 | | | | | | 11 | 11 | 100% | |
| | All program completers, 2017-18 | | | | | | 18 | 18 | 100% | |
| | All program completers, 2016-17 | | | | | | 27 | 26 | 96% | |
| <p>MIDDLE SCHOOL ENG LANG ARTS (5047)</p> <p><i>Test Company: ETS</i> <i>Score Range: 100-200</i></p> | All enrolled students who have completed all nonclinical courses, 2018-19 | | | | | | 2 | | | |
| | Other enrolled students, 2018-19 | | | | | | 6 | | | |
| | All program completers, 2018-19 | | | | | | 5 | | | |
| | All program completers, 2017-18 | | | | | | 11 | 11 | 100% | |
| | All program completers, 2016-17 | | | | | | 4 | | | |
| <p>MIDDLE SCHOOL MATHEMATICS (5169)</p> <p><i>Test Company: ETS</i> <i>Score Range: 100-200</i></p> | All enrolled students who have completed all nonclinical courses, 2018-19 | | | | | | 2 | | | |
| | Other enrolled students, 2018-19 | 1 | | | | 165 | 37 | 35 | 95% | |
| | All program completers, 2018-19 | | | | | | 21 | 21 | 100% | |
| | All program completers, 2017-18 | | | | | | 13 | 13 | 100% | |
| | All program completers, 2016-17 | | | | | | 8 | | | |


Single Assessment Institution-Level Pass Rate Data: Alternative Teacher Preparation Program Within IHE

|  | | HEOA - Title II 2018 - 2019 Academic Year | | | | | Statewide | | | |
|--|---|--|----------------------------------|--------------------------------|---|--|---------------------------------|----------------------------------|----------------------------|--|
| Institution Name | | UNIVERSITY OF MEMPHIS | | | | | | | | |
| Institution Code | | 1459 | | | | | | | | |
| State | | Tennessee | | | | | | | | |
| Assessment Information ¹ | Group | Number Taking Assessment | Number Passing Assessment | Institutional Pass Rate | Institutional Average Scaled Score | Assessment Cut Score ² | Number Taking Assessment | Number Passing Assessment | Statewide Pass Rate | |
| MIDDLE SCHOOL SCIENCE (5440) <i>Test Company: ETS</i> <i>Score Range: 100-200</i> | All enrolled students who have completed all nonclinical courses, 2018-19 | | | | | | 1 | | | |
| | Other enrolled students, 2018-19 | | | | | | 9 | | | |
| | All program completers, 2018-19 | | | | | | 7 | | | |
| | All program completers, 2017-18 | | | | | | 4 | | | |
| | All program completers, 2016-17 | | | | | | 4 | | | |
| MIDDLE SCHOOL SOCIAL STUDIES (5089) <i>Test Company: ETS</i> <i>Score Range: 100-200</i> | All enrolled students who have completed all nonclinical courses, 2018-19 | | | | | | | | | |
| | Other enrolled students, 2018-19 | 1 | | | | 146 | 5 | | | |
| | All program completers, 2018-19 | | | | | | 3 | | | |
| | All program completers, 2017-18 | | | | | | 15 | 15 | 100% | |
| | All program completers, 2016-17 | | | | | | 8 | | | |
| MUSIC CONTENT & INSTRUCTION (5114) <i>Test Company: ETS</i> <i>Score Range: 100-200</i> | All enrolled students who have completed all nonclinical courses, 2018-19 | | | | | | 2 | | | |
| | Other enrolled students, 2018-19 | | | | | | 6 | | | |
| | All program completers, 2018-19 | 1 | | | | 162 | 8 | | | |
| | All program completers, 2017-18 | | | | | | 6 | | | |
| | All program completers, 2016-17 | | | | | | 5 | | | |
| PHYSICAL ED CONTENT AND DESIGN (5095) <i>Test Company: ETS</i> <i>Score Range: 100-200</i> | All enrolled students who have completed all nonclinical courses, 2018-19 | 2 | | | | 169 | 3 | | | |
| | Other enrolled students, 2018-19 | | | | | | 28 | 18 | 64% | |
| | All program completers, 2018-19 | 4 | | | | 169 | 22 | 20 | 91% | |
| | All program completers, 2017-18 | 2 | | | | 169 | 23 | 20 | 87% | |
| | All program completers, 2016-17 | | | | | | 18 | 16 | 89% | |


Single Assessment Institution-Level Pass Rate Data: Alternative Teacher Preparation Program Within IHE

|  | | <p align="center">HEOA - Title II 2018 - 2019 Academic Year</p> | | | | | <p align="center">Statewide</p> | | | |
|--|---|--|---------------------------------|----------------------------------|--------------------------------|---|--|---------------------------------|----------------------------------|----------------------------|
| Institution Name Institution Code State | | <p align="center">UNIVERSITY OF MEMPHIS 1459 Tennessee</p> | | | | | | | | |
| Assessment Information ¹ | | Group | Number Taking Assessment | Number Passing Assessment | Institutional Pass Rate | Institutional Average Scaled Score | Assessment Cut Score ² | Number Taking Assessment | Number Passing Assessment | Statewide Pass Rate |
| PHYSICS CONTENT KNOWLEDGE (5265) <i>Test Company: ETS</i> <i>Score Range: 100-200</i> | All enrolled students who have completed all nonclinical courses, 2018-19 | | 1 | | | | 144 | 1 | | |
| | Other enrolled students, 2018-19 | | | | | | | 7 | | |
| | All program completers, 2018-19 | | 1 | | | | 144 | 1 | | |
| | All program completers, 2017-18 | | | | | | | 1 | | |
| | All program completers, 2016-17 | | | | | | | 3 | | |
| PRINC LEARNING AND TEACHING 5-9 (5623) <i>Test Company: ETS</i> <i>Score Range: 100-200</i> | All enrolled students who have completed all nonclinical courses, 2018-19 | | 1 | | | | 160 | 2 | | |
| | Other enrolled students, 2018-19 | | | | | | | 20 | 18 | 90% |
| | All program completers, 2018-19 | | 1 | | | | 160 | 44 | 44 | 100% |
| | All program completers, 2017-18 | | 7 | | | | 160 | 65 | 63 | 97% |
| | All program completers, 2016-17 | | 5 | | | | 158 | 46 | 46 | 100% |
| PRINC LEARNING AND TEACHING 7-12 (5624) <i>Test Company: ETS</i> <i>Score Range: 100-200</i> | All enrolled students who have completed all nonclinical courses, 2018-19 | | 19 | 19 | 100% | 179 | 157 | 31 | 31 | 100% |
| | Other enrolled students, 2018-19 | | 5 | | | | 157 | 158 | 140 | 89% |
| | All program completers, 2018-19 | | 14 | 14 | 100% | 179 | 157 | 277 | 271 | 98% |
| | All program completers, 2017-18 | | 30 | 30 | 100% | 179 | 157 | 247 | 241 | 98% |
| | All program completers, 2016-17 | | 8 | | | | 155 | 223 | 220 | 99% |
| PRINC LEARNING AND TEACHING EARLY CHILD (5621) <i>Test Company: ETS</i> <i>Score Range: 100-200</i> | All enrolled students who have completed all nonclinical courses, 2018-19 | | 1 | | | | 157 | 4 | | |
| | Other enrolled students, 2018-19 | | | | | | | 7 | | |
| | All program completers, 2018-19 | | | | | | | 6 | | |
| | All program completers, 2017-18 | | 1 | | | | 157 | 6 | | |
| | All program completers, 2016-17 | | | | | | | 9 | | |


Single Assessment Institution-Level Pass Rate Data: Alternative Teacher Preparation Program Within IHE

|  | | <p align="center">HEOA - Title II 2018 - 2019 Academic Year</p> | | | | | | | |
|--|---|--|---------------------------|-------------------------|------------------------------------|-----------------------------------|--------------------------|---------------------------|---------------------|
| Institution Name | | UNIVERSITY OF MEMPHIS | | | | | | | |
| Institution Code | | 1459 | | | | | | | |
| State | | Tennessee | | | | | | | |
| | | | | | | | Statewide | | |
| Assessment Information ¹ | Group | Number Taking Assessment | Number Passing Assessment | Institutional Pass Rate | Institutional Average Scaled Score | Assessment Cut Score ² | Number Taking Assessment | Number Passing Assessment | Statewide Pass Rate |
| PRINC LEARNING AND TEACHING K-6 (5622) Test Company: ETS Score Range: 100-200 | All enrolled students who have completed all nonclinical courses, 2018-19 | 1 | | | | 160 | 18 | 17 | 94% |
| | Other enrolled students, 2018-19 | 2 | | | | 160 | 77 | 73 | 95% |
| | All program completers, 2018-19 | 9 | | | | 160 | 93 | 93 | 100% |
| | All program completers, 2017-18 | 16 | 16 | 100% | 179 | 160 | 92 | 90 | 98% |
| | All program completers, 2016-17 | 2 | | | | 158 | 76 | 76 | 100% |
| PSYCHOLOGY (5391) Test Company: ETS Score Range: 100-200 | All enrolled students who have completed all nonclinical courses, 2018-19 | 1 | | | | 154 | 1 | | |
| | Other enrolled students, 2018-19 | | | | | | 2 | | |
| | All program completers, 2018-19 | 1 | | | | 154 | 2 | | |
| | All program completers, 2017-18 | | | | | | 1 | | |
| | All program completers, 2016-17 | | | | | | 1 | | |
| READING ACROSS CURRICULUM ELEM (5201) Test Company: ETS Score Range: 100-200 | All enrolled students who have completed all nonclinical courses, 2018-19 | | | | | | | | |
| | Other enrolled students, 2018-19 | | | | | | | | |
| | All program completers, 2018-19 | | | | | | | | |
| | All program completers, 2017-18 | | | | | | | | |
| | All program completers, 2016-17 | | | | | | 1 | | |
| SE CK AND MILD TO MODERATE APPL (5543) Test Company: ETS Score Range: 100-200 | All enrolled students who have completed all nonclinical courses, 2018-19 | 3 | | | | 158 | 20 | 20 | 100% |
| | Other enrolled students, 2018-19 | 2 | | | | 158 | 138 | 136 | 99% |
| | All program completers, 2018-19 | 5 | | | | 158 | 78 | 78 | 100% |
| | All program completers, 2017-18 | 1 | | | | 158 | 60 | 59 | 98% |
| | All program completers, 2016-17 | 2 | | | | 153 | 46 | 43 | 93% |


Single Assessment Institution-Level Pass Rate Data: Alternative Teacher Preparation Program Within IHE

|  | | HEOA - Title II 2018 - 2019 Academic Year | | | | | Statewide | | | |
|---|---|--|----------------------------------|--------------------------------|---|--|---------------------------------|----------------------------------|----------------------------|--|
| Institution Name | | UNIVERSITY OF MEMPHIS | | | | | | | | |
| Institution Code | | 1459 | | | | | | | | |
| State | | Tennessee | | | | | | | | |
| Assessment Information ¹ | Group | Number Taking Assessment | Number Passing Assessment | Institutional Pass Rate | Institutional Average Scaled Score | Assessment Cut Score ² | Number Taking Assessment | Number Passing Assessment | Statewide Pass Rate | |
| SE CK AND SEVERE TO PROF APPL (5545) <i>Test Company: ETS</i> <i>Score Range: 100-200</i> | All enrolled students who have completed all nonclinical courses, 2018-19 | 1 | | | | 158 | 5 | | | |
| | Other enrolled students, 2018-19 | 1 | | | | 158 | 15 | 15 | 100% | |
| | All program completers, 2018-19 | | | | | | 8 | | | |
| | All program completers, 2017-18 | | | | | | 7 | | | |
| | All program completers, 2016-17 | | | | | | 8 | | | |
| SE CORE KNOWLEDGE & APPLICATIONS (5354) <i>Test Company: ETS</i> <i>Score Range: 100-200</i> | All enrolled students who have completed all nonclinical courses, 2018-19 | | | | | | | | | |
| | Other enrolled students, 2018-19 | | | | | | 1 | | | |
| | All program completers, 2018-19 | | | | | | 3 | | | |
| | All program completers, 2017-18 | | | | | | | | | |
| | All program completers, 2016-17 | | | | | | 3 | | | |
| SE: PRESCHOOL EARLY CHILDHOOD (5691) <i>Test Company: ETS</i> <i>Score Range: 100-200</i> | All enrolled students who have completed all nonclinical courses, 2018-19 | | | | | | | | | |
| | Other enrolled students, 2018-19 | | | | | | 1 | | | |
| | All program completers, 2018-19 | | | | | | 3 | | | |
| | All program completers, 2017-18 | | | | | | | | | |
| | All program completers, 2016-17 | | | | | | 3 | | | |
| SOCIOLOGY (5952) <i>Test Company: ETS</i> <i>Score Range: 100-200</i> | All enrolled students who have completed all nonclinical courses, 2018-19 | | | | | | | | | |
| | Other enrolled students, 2018-19 | | | | | | 2 | | | |
| | All program completers, 2018-19 | | | | | | | | | |
| | All program completers, 2017-18 | | | | | | 1 | | | |
| | All program completers, 2016-17 | | | | | | | | | |


Single Assessment Institution-Level Pass Rate Data: Alternative Teacher Preparation Program Within IHE

|  | | <p align="center">HEOA - Title II 2018 - 2019 Academic Year</p> | | | | | <p align="center">Statewide</p> | | | |
|---|---|--|---------------------------------|----------------------------------|--------------------------------|---|--|---------------------------------|----------------------------------|----------------------------|
| Institution Name Institution Code State | | <p align="center">UNIVERSITY OF MEMPHIS 1459 Tennessee</p> | | | | | | | | |
| Assessment Information ¹ | | Group | Number Taking Assessment | Number Passing Assessment | Institutional Pass Rate | Institutional Average Scaled Score | Assessment Cut Score ² | Number Taking Assessment | Number Passing Assessment | Statewide Pass Rate |
| SPANISH WORLD LANGUAGE (5195) Test Company: ETS Score Range: 100-200 | All enrolled students who have completed all nonclinical courses, 2018-19 | | 1 | | | | 163 | 4 | | |
| | Other enrolled students, 2018-19 | | | | | | | 24 | 18 | 75% |
| | All program completers, 2018-19 | | 1 | | | | 163 | 25 | 25 | 100% |
| | All program completers, 2017-18 | | 1 | | | | 163 | 25 | 22 | 88% |
| | All program completers, 2016-17 | | 1 | | | | 163 | 17 | 17 | 100% |
| SPEECH COMMUNICATION: CK (5221) Test Company: ETS Score Range: 100-200 | All enrolled students who have completed all nonclinical courses, 2018-19 | | | | | | | | | |
| | Other enrolled students, 2018-19 | | | | | | | 1 | | |
| | All program completers, 2018-19 | | | | | | | 2 | | |
| | All program completers, 2017-18 | | | | | | | | | |
| | All program completers, 2016-17 | | | | | | | 2 | | |
| TEACHING READING: ELEM EDUCATION (5203) Test Company: ETS Score Range: 100-200 | All enrolled students who have completed all nonclinical courses, 2018-19 | | 9 | | | | 162 | 34 | 33 | 97% |
| | Other enrolled students, 2018-19 | | 2 | | | | 162 | 119 | 92 | 77% |
| | All program completers, 2018-19 | | 19 | 19 | 100% | 177 | 162 | 206 | 200 | 97% |
| | All program completers, 2017-18 | | 18 | 18 | 100% | 173 | 162 | 179 | 174 | 97% |
| | All program completers, 2016-17 | | 5 | | | | 162 | 137 | 132 | 96% |
| TECHNOLOGY EDUCATION (5051) Test Company: ETS Score Range: 100-200 | All enrolled students who have completed all nonclinical courses, 2018-19 | | | | | | | | | |
| | Other enrolled students, 2018-19 | | | | | | | | | |
| | All program completers, 2018-19 | | | | | | | 1 | | |
| | All program completers, 2017-18 | | | | | | | 3 | | |
| | All program completers, 2016-17 | | | | | | | | | |


Single Assessment Institution-Level Pass Rate Data: Alternative Teacher Preparation Program Within IHE

|  | | <p align="center">HEOA - Title II 2018 - 2019 Academic Year</p> | | | | | <p align="center">Statewide</p> | | | |
|---|---|--|--|--|---|---|---|--|--|--|
| Institution Name Institution Code State | | <p align="center">UNIVERSITY OF MEMPHIS 1459 Tennessee</p> | | | | | | | | |
| <p align="center"><i>Assessment Information</i>¹</p> | | <p align="center"><i>Group</i></p> | | | | | <p align="center"><i>Statewide</i></p> | | | |
| | | <p align="center"><i>Number Taking Assessment</i></p> | <p align="center"><i>Number Passing Assessment</i></p> | <p align="center"><i>Institutional Pass Rate</i></p> | <p align="center"><i>Institutional Average Scaled Score</i></p> | <p align="center"><i>Assessment Cut Score</i>²</p> | <p align="center"><i>Number Taking Assessment</i></p> | <p align="center"><i>Number Passing Assessment</i></p> | <p align="center"><i>Statewide Pass Rate</i></p> | |
| <p><i>THEATRE (5641)</i></p> <p><i>Test Company: ETS</i> <i>Score Range: 100-200</i></p> | All enrolled students who have completed all nonclinical courses, 2018-19 | | | | | | | | | |
| | Other enrolled students, 2018-19 | | | | | 4 | | | | |
| | All program completers, 2018-19 | | | | | 3 | | | | |
| | All program completers, 2017-18 | | | | | 4 | | | | |
| | All program completers, 2016-17 | | | | | 3 | | | | |
| <p><i>WORLD AND U.S. HISTORY CK (5941)</i></p> <p><i>Test Company: ETS</i> <i>Score Range: 100-200</i></p> | All enrolled students who have completed all nonclinical courses, 2018-19 | 7 | | | | 157 | 9 | | | |
| | Other enrolled students, 2018-19 | 10 | 9 | 90% | 154 | 157 | 45 | 40 | 89% | |
| | All program completers, 2018-19 | 8 | | | | 157 | 44 | 44 | 100% | |
| | All program completers, 2017-18 | 5 | | | | 157 | 24 | 22 | 92% | |
| | All program completers, 2016-17 | | | | | | 23 | 23 | 100% | |
| <p><i>EDTPA: FAMILY AND CONSUMER SCIENCES (TPA0117)</i></p> <p><i>Test Company: E.S. Pearson*</i> <i>Score Range: 15-75</i></p> | All enrolled students who have completed all nonclinical courses, 2018-19 | | | | | | | | | |
| | Other enrolled students, 2018-19 | | | | | | | | | |
| | All program completers, 2018-19 | | | | | | | | | |
| | All program completers, 2017-18 | | | | | | 1 | | | |
| | All program completers, 2016-17 | | | | | | | | | |
| <p><i>EDTPA: BUSINESS EDUCATION (TPA0102)</i></p> <p><i>Test Company: E.S. Pearson*</i> <i>Score Range: 15-75</i></p> | All enrolled students who have completed all nonclinical courses, 2018-19 | | | | | | | | | |
| | Other enrolled students, 2018-19 | | | | | | | | | |
| | All program completers, 2018-19 | | | | | | | | | |
| | All program completers, 2017-18 | | | | | | 1 | | | |
| | All program completers, 2016-17 | | | | | | | | | |


Single Assessment Institution-Level Pass Rate Data: Alternative Teacher Preparation Program Within IHE

|  | | <p align="center">HEOA - Title II 2018 - 2019 Academic Year</p> | | | | | <p align="center">Statewide</p> | | | |
|---|---|--|---------------------------------|----------------------------------|--------------------------------|---|--|---------------------------------|----------------------------------|----------------------------|
| Institution Name Institution Code State | | <p align="center">UNIVERSITY OF MEMPHIS 1459 Tennessee</p> | | | | | | | | |
| Assessment Information ¹ | | Group | Number Taking Assessment | Number Passing Assessment | Institutional Pass Rate | Institutional Average Scaled Score | Assessment Cut Score ² | Number Taking Assessment | Number Passing Assessment | Statewide Pass Rate |
| EDTPA: CLASSICAL LANGUAGES (TPA0104) Test Company: E.S. Pearson* Score Range: 13-65 | All enrolled students who have completed all nonclinical courses, 2018-19 | | | | | | | | | |
| | Other enrolled students, 2018-19 | | | | | | 1 | | | |
| | All program completers, 2018-19 | | | | | | | | | |
| | All program completers, 2017-18 | | | | | | | | | |
| | All program completers, 2016-17 | | | | | | | | | |
| EDTPA: EARLY CHILDHOOD (TPA0014) Test Company: E.S. Pearson* Score Range: 15-75 | All enrolled students who have completed all nonclinical courses, 2018-19 | | | | | | | | | |
| | Other enrolled students, 2018-19 | | | | | | 1 | | | |
| | All program completers, 2018-19 | | | | | | 3 | | | |
| | All program completers, 2017-18 | | | | | | | | | |
| | All program completers, 2016-17 | | | | | | | | | |
| EDTPA: ELEMENTARY EDUCATION (TPA0110) Test Company: E.S. Pearson* Score Range: 18-90 | All enrolled students who have completed all nonclinical courses, 2018-19 | | | | | | | | | |
| | Other enrolled students, 2018-19 | | | | | | 1 | | | |
| | All program completers, 2018-19 | | | | | | | | | |
| | All program completers, 2017-18 | | | | | | | | | |
| | All program completers, 2016-17 | | | | | | | | | |
| EDTPA: ELEMENTARY LITERACY (TPA0001) Test Company: E.S. Pearson* Score Range: 15-75 | All enrolled students who have completed all nonclinical courses, 2018-19 | | | | | | | | | |
| | Other enrolled students, 2018-19 | | | | | | 1 | | | |
| | All program completers, 2018-19 | 2 | | | | 37 | 12 | 12 | 100% | |
| | All program completers, 2017-18 | | | | | | 5 | | | |
| | All program completers, 2016-17 | | | | | | | | | |


Single Assessment Institution-Level Pass Rate Data: Alternative Teacher Preparation Program Within IHE

|  | | HEOA - Title II 2018 - 2019 Academic Year | | | | | Statewide | | | |
|--|---|--|----------------------------------|--------------------------------|---|--|---------------------------------|----------------------------------|----------------------------|--|
| Institution Name | | UNIVERSITY OF MEMPHIS | | | | | | | | |
| Institution Code | | 1459 | | | | | | | | |
| State | | Tennessee | | | | | | | | |
| Assessment Information ¹ | Group | Number Taking Assessment | Number Passing Assessment | Institutional Pass Rate | Institutional Average Scaled Score | Assessment Cut Score ² | Number Taking Assessment | Number Passing Assessment | Statewide Pass Rate | |
| EDTPA: ELEMENTARY MATHEMATICS (TPA0002) Test Company: E.S. Pearson* Score Range: 15-75 | All enrolled students who have completed all nonclinical courses, 2018-19 | | | | | | | | | |
| | Other enrolled students, 2018-19 | | | | | | 2 | | | |
| | All program completers, 2018-19 | 3 | | | | 37 | 8 | | | |
| | All program completers, 2017-18 | | | | | | 1 | | | |
| | All program completers, 2016-17 | | | | | | | | | |
| EDTPA: ENGLISH AS AN ADDITIONAL LANGUAGE (TPA0115) Test Company: E.S. Pearson* Score Range: 15-75 | All enrolled students who have completed all nonclinical courses, 2018-19 | | | | | | | | | |
| | Other enrolled students, 2018-19 | | | | | | | | | |
| | All program completers, 2018-19 | 4 | | | | 37 | 9 | | | |
| | All program completers, 2017-18 | 1 | | | | 37 | 2 | | | |
| | All program completers, 2016-17 | | | | | | | | | |
| EDTPA: K-12 PERFORMING ARTS (TPA0021) Test Company: E.S. Pearson* Score Range: 15-75 | All enrolled students who have completed all nonclinical courses, 2018-19 | | | | | | | | | |
| | Other enrolled students, 2018-19 | | | | | | | | | |
| | All program completers, 2018-19 | | | | | | 3 | | | |
| | All program completers, 2017-18 | | | | | | | | | |
| | All program completers, 2016-17 | | | | | | | | | |
| EDTPA: K-12 PHYSICAL EDUCATION (TPA0011) Test Company: E.S. Pearson* Score Range: 15-75 | All enrolled students who have completed all nonclinical courses, 2018-19 | | | | | | | | | |
| | Other enrolled students, 2018-19 | | | | | | 1 | | | |
| | All program completers, 2018-19 | 3 | | | | 37 | 3 | | | |
| | All program completers, 2017-18 | | | | | | 2 | | | |
| | All program completers, 2016-17 | | | | | | | | | |


Single Assessment Institution-Level Pass Rate Data: Alternative Teacher Preparation Program Within IHE

|  | | HEOA - Title II 2018 - 2019 Academic Year | | | | | Statewide | | | |
|---|---|--|----------------------------------|--------------------------------|---|--|---------------------------------|----------------------------------|----------------------------|--|
| Institution Name | | UNIVERSITY OF MEMPHIS | | | | | | | | |
| Institution Code | | 1459 | | | | | | | | |
| State | | Tennessee | | | | | | | | |
| Assessment Information ¹ | | Group | | | | | Statewide | | | |
| | | Number Taking Assessment | Number Passing Assessment | Institutional Pass Rate | Institutional Average Scaled Score | Assessment Cut Score ² | Number Taking Assessment | Number Passing Assessment | Statewide Pass Rate | |
| EDTPA: MIDDLE CHILDHOOD ENGLISH LANGUAGE ARTS (TPA0018) Test Company: E.S. Pearson* Score Range: 15-75 | All enrolled students who have completed all nonclinical courses, 2018-19 | | | | | | | | | |
| | Other enrolled students, 2018-19 | | | | | | | | | |
| | All program completers, 2018-19 | | | | | | 1 | | | |
| | All program completers, 2017-18 | | | | | | | | | |
| | All program completers, 2016-17 | | | | | | | | | |
| EDTPA: MIDDLE CHILDHOOD MATHEMATICS (TPA0016) Test Company: E.S. Pearson* Score Range: 15-75 | All enrolled students who have completed all nonclinical courses, 2018-19 | | | | | | | | | |
| | Other enrolled students, 2018-19 | | | | | | 2 | | | |
| | All program completers, 2018-19 | | | | | | | | | |
| | All program completers, 2017-18 | | | | | | | | | |
| | All program completers, 2016-17 | | | | | | | | | |
| EDTPA: MIDDLE CHILDHOOD SCIENCE (TPA0017) Test Company: E.S. Pearson* Score Range: 15-75 | All enrolled students who have completed all nonclinical courses, 2018-19 | | | | | | | | | |
| | Other enrolled students, 2018-19 | | | | | | | | | |
| | All program completers, 2018-19 | | | | | | 1 | | | |
| | All program completers, 2017-18 | | | | | | | | | |
| | All program completers, 2016-17 | | | | | | | | | |
| EDTPA: SECONDARY ENGLISH LANGUAGE ARTS (TPA0003) Test Company: E.S. Pearson* Score Range: 15-75 | All enrolled students who have completed all nonclinical courses, 2018-19 | | | | | | | | | |
| | Other enrolled students, 2018-19 | 1 | | | | 37 | 1 | | | |
| | All program completers, 2018-19 | 4 | | | | 37 | 13 | 13 | 100% | |
| | All program completers, 2017-18 | 1 | | | | 37 | 4 | | | |
| | All program completers, 2016-17 | | | | | | | | | |

Single Assessment Institution-Level Pass Rate Data: Alternative Teacher Preparation Program Within IHE

|  | | <p align="center">HEOA - Title II 2018 - 2019 Academic Year</p> | | | | | <p align="center">Statewide</p> | | | |
|---|---|--|----------------------------------|--------------------------------|---|--|--|----------------------------------|----------------------------|--|
| Institution Name Institution Code State | | <p align="center">UNIVERSITY OF MEMPHIS 1459 Tennessee</p> | | | | | | | | |
| Assessment Information ¹ | Group | Number Taking Assessment | Number Passing Assessment | Institutional Pass Rate | Institutional Average Scaled Score | Assessment Cut Score ² | Number Taking Assessment | Number Passing Assessment | Statewide Pass Rate | |
| EDTPA: SECONDARY HISTORY-SOCIAL STUDIES (TPA0004) Test Company: E.S. Pearson* Score Range: 15-75 | All enrolled students who have completed all nonclinical courses, 2018-19 | | | | | | | | | |
| | Other enrolled students, 2018-19 | | | | | | 3 | | | |
| | All program completers, 2018-19 | 6 | | | | 37 | 11 | 11 | 100% | |
| | All program completers, 2017-18 | | | | | | 2 | | | |
| | All program completers, 2016-17 | | | | | | | | | |
| EDTPA: SECONDARY MATHEMATICS (TPA0005) Test Company: E.S. Pearson* Score Range: 15-75 | All enrolled students who have completed all nonclinical courses, 2018-19 | | | | | | | | | |
| | Other enrolled students, 2018-19 | | | | | | 2 | | | |
| | All program completers, 2018-19 | | | | | | 6 | | | |
| | All program completers, 2017-18 | | | | | | 3 | | | |
| | All program completers, 2016-17 | | | | | | | | | |
| EDTPA: SECONDARY SCIENCE (TPA0006) Test Company: E.S. Pearson* Score Range: 15-75 | All enrolled students who have completed all nonclinical courses, 2018-19 | | | | | | 1 | | | |
| | Other enrolled students, 2018-19 | | | | | | 1 | | | |
| | All program completers, 2018-19 | 1 | | | | 37 | 11 | 10 | 91% | |
| | All program completers, 2017-18 | | | | | | 3 | | | |
| | All program completers, 2016-17 | | | | | | | | | |
| EDTPA: SPECIAL EDUCATION (TPA0012) Test Company: E.S. Pearson* Score Range: 15-75 | All enrolled students who have completed all nonclinical courses, 2018-19 | | | | | | | | | |
| | Other enrolled students, 2018-19 | | | | | | 11 | 9 | 82% | |
| | All program completers, 2018-19 | 2 | | | | 37 | 18 | 17 | 94% | |
| | All program completers, 2017-18 | | | | | | 4 | | | |
| | All program completers, 2016-17 | | | | | | | | | |

Single Assessment Institution-Level Pass Rate Data: Alternative Teacher Preparation Program Within IHE

|  | | HEOA - Title II 2018 - 2019 Academic Year | | | | | Statewide | | | |
|---|---|--|----------------------------------|--------------------------------|---|--|---------------------------------|----------------------------------|----------------------------|--|
| Institution Name | | UNIVERSITY OF MEMPHIS | | | | | | | | |
| Institution Code | | 1459 | | | | | | | | |
| State | | Tennessee | | | | | | | | |
| Assessment Information ¹ | | Group | | | | | Statewide | | | |
| | | Number Taking Assessment | Number Passing Assessment | Institutional Pass Rate | Institutional Average Scaled Score | Assessment Cut Score ² | Number Taking Assessment | Number Passing Assessment | Statewide Pass Rate | |
| EDTPA: TECHNOLOGY AND ENGINEERING EDUCATION (TPA0143) <i>Test Company: E.S. Pearson*</i> <i>Score Range: 15-75</i> | All enrolled students who have completed all nonclinical courses, 2018-19 | | | | | | | | | |
| | Other enrolled students, 2018-19 | | | | | | | | | |
| | All program completers, 2018-19 | | | | | | | | | |
| | All program completers, 2017-18 | | | | | | 2 | | | |
| | All program completers, 2016-17 | | | | | | | | | |
| EDTPA: VISUAL ARTS (TPA0015) <i>Test Company: E.S. Pearson*</i> <i>Score Range: 15-75</i> | All enrolled students who have completed all nonclinical courses, 2018-19 | | | | | | | | | |
| | Other enrolled students, 2018-19 | | | | | | 1 | | | |
| | All program completers, 2018-19 | 1 | | | | 37 | 1 | | | |
| | All program completers, 2017-18 | | | | | | | | | |
| | All program completers, 2016-17 | | | | | | | | | |
| EDTPA: WORLD LANGUAGES (TPA0020) <i>Test Company: E.S. Pearson*</i> <i>Score Range: 13-65</i> | All enrolled students who have completed all nonclinical courses, 2018-19 | | | | | | | | | |
| | Other enrolled students, 2018-19 | | | | | | 2 | | | |
| | All program completers, 2018-19 | | | | | | 3 | | | |
| | All program completers, 2017-18 | | | | | | 5 | | | |
| | All program completers, 2016-17 | | | | | | | | | |
| MATHEMATICS (ESP0304) <i>Test Company: E.S. Pearson*</i> <i>Score Range: 100-300</i> | All enrolled students who have completed all nonclinical courses, 2018-19 | | | | | | | | | |
| | Other enrolled students, 2018-19 | | | | | | 1 | | | |
| | All program completers, 2018-19 | | | | | | | | | |
| | All program completers, 2017-18 | | | | | | | | | |
| | All program completers, 2016-17 | | | | | | | | | |

Note: In cases where there are less than ten students taking the assessment or license/certificate, the number passing and pass rate are not reported.

¹Tests with multiple delivery options (computer, paper, etc.) will be noted with the assessment code for one format only.

²Cut scores may vary for groups depending upon when the cut scores are established by the state and when each group completed their teacher certification or licensure assessment.

*Questions regarding tests listed by this testing company must be addressed to your state Title II Coordinator.

Single Assessment Institution-Level Pass Rate Data: *Alternative Teacher Preparation Program Within IHE*

February 3, 2020

| Statewide Average Scaled Score |
|---|
| |
| |
| |
| |
| |
| |
| 172 |
| |
| |
| |
| |
| 163 |
| 162 |
| 162 |
| 161 |
| |
| 169 |
| 168 |
| 163 |
| 176 |

Single Assessment Institution-Level Pass Rate Data: *Alternative Teacher Preparation Program Within IHE*

February 3, 2020

| Statewide Average Scaled Score |
|--------------------------------------|
| 165 |
| 166 |
| 168 |
| |
| |
| |
| |
| |
| |
| |
| |
| |
| |
| |
| |
| |
| |

Single Assessment Institution-Level Pass Rate Data: *Alternative Teacher Preparation Program Within IHE*

February 3, 2020

| Statewide Average Scaled Score |
|---|
| |
| |
| |
| |
| |
| 169 |
| |
| |
| |
| |
| |
| |
| |
| 170 |
| 171 |
| 173 |
| 176 |
| 177 |

Single Assessment Institution-Level Pass Rate Data: *Alternative Teacher Preparation Program Within IHE*

February 3, 2020

| Statewide Average Scaled Score |
|---|
| 176 |
| 166 |
| 172 |
| 174 |
| 173 |
| |
| |
| |
| |
| |
| |
| |
| |
| |
| |
| |
| |
| |

Single Assessment Institution-Level Pass Rate Data: *Alternative Teacher Preparation Program Within IHE*

February 3, 2020

| Statewide Average Scaled Score |
|---|
| |
| |
| |
| |
| |
| |
| |
| |
| |
| |
| |
| 178 |
| 177 |
| 178 |
| 179 |
| 179 |
| |
| |
| |
| 159 |
| 158 |
| 163 |

Single Assessment Institution-Level Pass Rate Data: *Alternative Teacher Preparation Program Within IHE*

February 3, 2020

| Statewide Average Scaled Score |
|---|
| 177 |
| 173 |
| |
| |
| |
| |
| |
| |
| |
| |
| |
| |
| |
| |
| |
| |
| |
| |
| |
| |
| |
| |
| |

Single Assessment Institution-Level Pass Rate Data: *Alternative Teacher Preparation Program Within IHE*

February 3, 2020

| Statewide Average Scaled Score |
|---|
| |
| |
| |
| |
| |
| |
| |
| |
| |
| |
| |
| |
| |
| |
| |
| |
| |
| |
| |
| |
| |
| |

Single Assessment Institution-Level Pass Rate Data: *Alternative Teacher Preparation Program Within IHE*

February 3, 2020

| Statewide Average Scaled Score |
|--------------------------------------|
| |
| |
| |
| |
| |
| |
| |
| |
| |
| |
| |
| |
| |
| |
| |
| |
| |
| |
| |
| |
| |

Single Assessment Institution-Level Pass Rate Data: *Alternative Teacher Preparation Program Within IHE*

February 3, 2020

| Statewide Average Scaled Score |
|---|
| 165 |
| 163 |
| 163 |
| 172 |
| 164 |
| |
| |
| 161 |
| 165 |
| 168 |
| |
| |
| 177 |
| |
| |
| 176 |
| 179 |
| 176 |
| |

Single Assessment Institution-Level Pass Rate Data: *Alternative Teacher Preparation Program Within IHE*

February 3, 2020

| Statewide Average Scaled Score |
|--------------------------------------|
| |
| |
| |
| |
| |
| |
| |
| |
| 185 |
| |
| |
| |
| |
| |
| |
| 165 |
| 170 |
| 167 |
| 170 |

Single Assessment Institution-Level Pass Rate Data: *Alternative Teacher Preparation Program Within IHE*

February 3, 2020

| Statewide Average Scaled Score |
|---|
| |
| |
| |
| |
| |
| |
| 171 |
| 178 |
| 177 |
| 178 |
| 176 |
| 170 |
| 175 |
| 176 |
| 176 |
| |
| |
| |
| |
| |

Single Assessment Institution-Level Pass Rate Data: *Alternative Teacher Preparation Program Within IHE*

February 3, 2020

| Statewide Average Scaled Score |
|---|
| 172 |
| 171 |
| 176 |
| 176 |
| 176 |
| |
| |
| |
| |
| |
| |
| |
| |
| |
| |
| |
| 167 |
| 167 |
| 169 |
| 167 |
| 170 |

Single Assessment Institution-Level Pass Rate Data: *Alternative Teacher Preparation Program Within IHE*

February 3, 2020

| Statewide Average Scaled Score |
|--------------------------------------|
| 174 |
| |
| |
| |
| |
| |
| |
| |
| |
| |
| |
| |
| |
| |
| |
| |
| |
| |
| |

Single Assessment Institution-Level Pass Rate Data: *Alternative Teacher Preparation Program Within IHE*

February 3, 2020

| Statewide Average Scaled Score |
|---|
| 168 |
| 178 |
| 171 |
| 178 |
| |
| |
| |
| |
| |
| 174 |
| 169 |
| 173 |
| 175 |
| 174 |
| |
| |
| |
| |
| |

Single Assessment Institution-Level Pass Rate Data: *Alternative Teacher Preparation Program Within IHE*

February 3, 2020

| Statewide Average Scaled Score |
|---|
| |
| |
| |
| |
| |
| |
| 159 |
| 165 |
| 157 |
| 159 |
| |
| |
| |
| |
| |
| |
| |
| |
| |
| |
| |
| |

Single Assessment Institution-Level Pass Rate Data: *Alternative Teacher Preparation Program Within IHE*

February 3, 2020

| Statewide Average Scaled Score |
|---|
| |
| |
| |
| |
| |
| |
| |
| |
| |
| |
| |
| |
| |
| |
| |
| |
| |
| |
| |
| |
| 47 |
| |
| |

Single Assessment Institution-Level Pass Rate Data: *Alternative Teacher Preparation Program Within IHE*

February 3, 2020

| Statewide Average Scaled Score |
|--------------------------------------|
| |
| |
| |
| |
| |
| |
| |
| |
| |
| |
| |
| |
| |
| |
| |
| |
| |
| |
| |
| |

Single Assessment Institution-Level Pass Rate Data: *Alternative Teacher Preparation Program Within IHE*

February 3, 2020

| Statewide Average Scaled Score |
|--------------------------------------|
| |
| |
| |
| |
| |
| |
| |
| |
| |
| |
| |
| |
| |
| |
| |
| |
| |
| |
| 48 |
| |
| |

Single Assessment Institution-Level Pass Rate Data: *Alternative Teacher Preparation Program Within IHE*

February 3, 2020

| Statewide Average Scaled Score |
|--------------------------------------|
| |
| |
| 46 |
| |
| |
| |
| |
| |
| |
| |
| |
| 45 |
| |
| |
| |
| 43 |
| 44 |
| |
| |

Single Assessment Institution-Level Pass Rate Data: *Alternative Teacher Preparation Program Within IHE*

February 3, 2020

| |
|--------------------------------------|
| Statewide Average Scaled Score |
| |
| |
| |
| |
| |
| |
| |
| |
| |
| |
| |
| |
| |
| |
| |
| |
| |
| |
| |
| |
| |
| |
| |